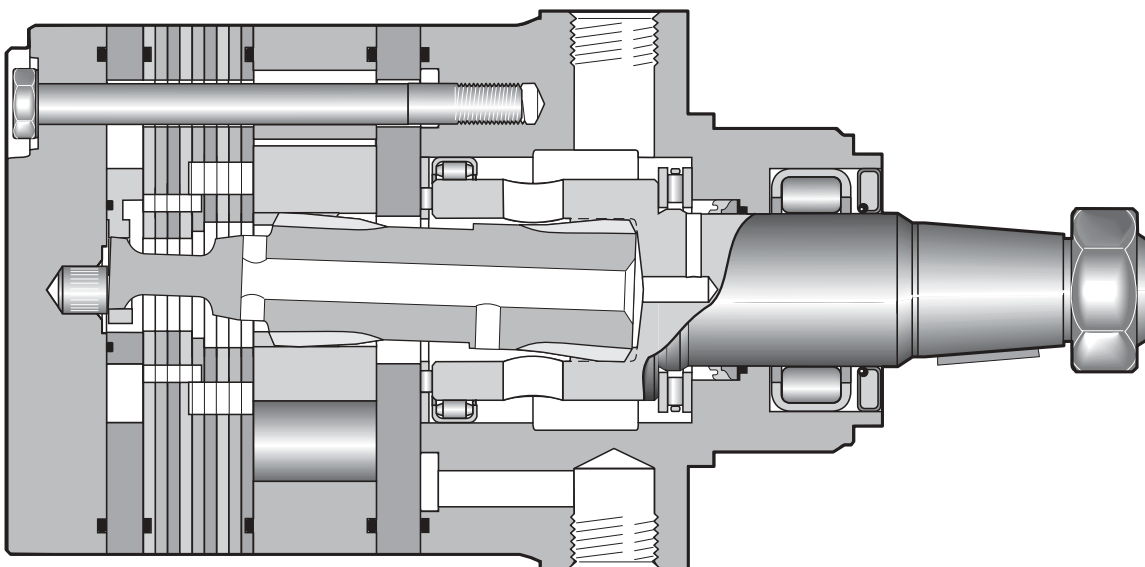

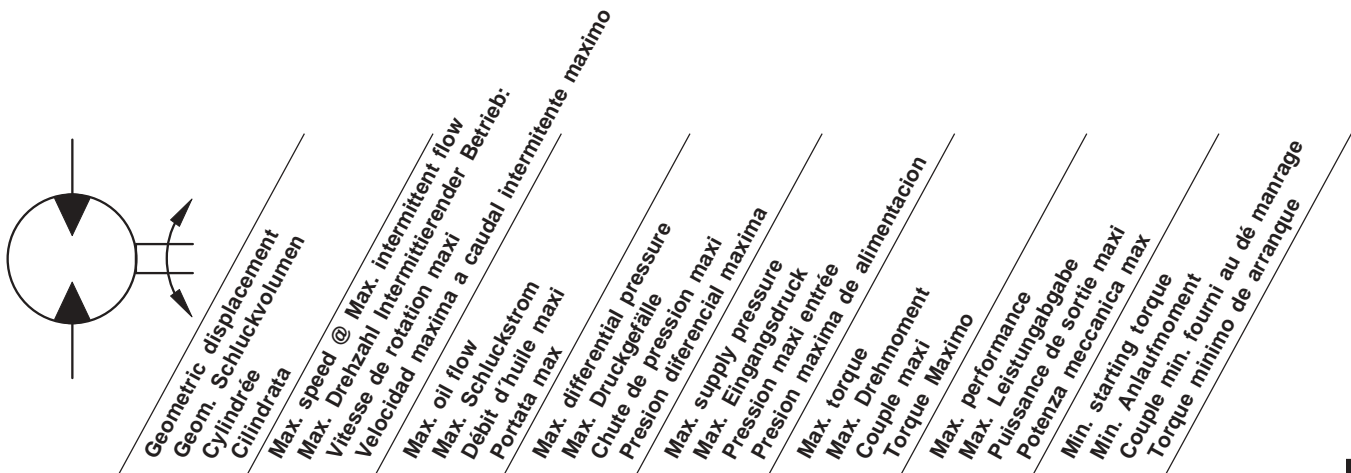


13 Displacements 13 Schluckvolumen 13 Cylindrée 13 Desplazamientos	(8.6 to 58.5 in <sup>3</sup> /rev) 140 . . . 958 cm <sup>3</sup> /rev						
Maximum Pressure Eingangsdruck Pression entrée Presion Maxima	<table border="0"> <tr> <td><b>Cont.</b></td> <td><b>Int.</b></td> </tr> <tr> <td>(to 3000 psi)</td> <td>(to 4000 psi)</td> </tr> <tr> <td>. . . 210 bar</td> <td>. . . 281 bar</td> </tr> </table>	<b>Cont.</b>	<b>Int.</b>	(to 3000 psi)	(to 4000 psi)	. . . 210 bar	. . . 281 bar
<b>Cont.</b>	<b>Int.</b>						
(to 3000 psi)	(to 4000 psi)						
. . . 210 bar	. . . 281 bar						
Maximum Oil Flow Schluckstrom Débit d'huile Caudal Maximo de Aceite	(to 30 gpm) . . . 114 lpm						
Maximum Speed Drehzahl Vitesse de rotation Velocidad Maxima	(660 rpm) 660 rpm						
Maximum Torque MaxDrehmoment Couple Torque Maximo	<table border="0"> <tr> <td><b>Cont.</b></td> <td><b>Int.</b></td> </tr> <tr> <td>(9,239 lb in)</td> <td>(12,636 lb in)</td> </tr> <tr> <td>1044 Nm</td> <td>1428 Nm</td> </tr> </table>	<b>Cont.</b>	<b>Int.</b>	(9,239 lb in)	(12,636 lb in)	1044 Nm	1428 Nm
<b>Cont.</b>	<b>Int.</b>						
(9,239 lb in)	(12,636 lb in)						
1044 Nm	1428 Nm						
Maximum Side Load at Key Seitenlast Charges latérales Carga Maxima Lateral	(to 3597 lb) . . . 16000 N						

### Exceptional Strength and Durability in a High Performance Motor

The heart of Parker's TG Series powertrain, the torque link, is an extra heavy duty part that includes patented 60:40 spline geometry. Rugged construction throughout allows the transmission of over 13,000 lb-in of torque. The entire powertrain is continually washed in cool, high flow fluid to assure long life. Roller vanes and sealed commutator maintain high efficiency and provide smooth low speed performance.





Motor Series TG	cm <sup>3</sup> /rev in <sup>3</sup> /rev	rev/min	cont / int* l/min g/min		cont / int* bar psi		max bar psi	cont / int* Nm lb-in		max KW HP	cont / int* Nm lb-in	
TG0140	140 8.6	660	76 20	95 25	211 3000	281 4000	300 4350	390 3455	530 4692	33 44.88	315 2791	418 3706
TG0170	169 10.3	554	76 20	95 25	211 3000	281 4000	300 4350	476 4216	646 5714	33 44.88	376 3331	505 4469
TG0195	195 11.9	477	76 20	95 25	211 3000	281 4000	300 4350	556 4919	753 6663	33 44.88	451 3989	611 5408
TG0240	237 14.5	393	76 20	95 25	211 3000	281 4000	300 4350	677 5991	913 8081	32 43.52	582 5152	776 6865
TG0280	280 17.1	334	76 20	95 25	211 3000	281 4000	300 4350	796 7044	1073 9499	31 42.16	675 5972	870 7699
TG0310	310 18.9	303	76 20	95 25	211 3000	281 4000	300 4350	924 8184	1229 10817	31 41.5	778 6882	1005 8893
TG0335	337 20.6	277	76 20	95 25	211 3000	281 4000	300 4350	964 8533	1297 11479	30 40.8	843 7458	1117 9889
TG0405	405 24.7	232	76 20	95 25	176 2500	246 3500	300 4350	942 8336	1342 11877	27 36.72	791 7002	1145 10133
TG0475	476 29.1	237	76 20	114 30	141 2000	211 3000	300 4350	887 7853	1372 12145	28 38.08	740 6549	1120 9909
TG0530	529 32.3	213	76 20	114 30	141 2000	176 2500	300 4350	983 8701	1253 11086	23 31.28	874 7737	1091 9657
TG0625	624 38.0	182	76 20	114 30	123 1750	158 2250	300 4350	986 8727	1291 11424	20 27.2	895 7924	1165 10312
TG0785	786 48.0	143	76 20	114 30	106 1500	141 2000	300 4350	1044 9239	1428 12636	17 23.12	991 8772	1341 11876
TG0960	958 58.5	118	76 20	114 30	70 1000	106 1500	300 4350	773 6843	1268 11227	12 16.32	763 6752	1177 10419

Performance data based on testing using 10W40 oil with a viscosity of 200 SUS at 54° C (130° F). Performance data is typical. Actual data may vary slightly from one production motor to another.

Les données sur les performances sont basées sur des tests utilisant de l'huile 10W40 d'une viscosité de 200 SUS à 54°C (130°F). Ces données correspondent à des situations typiques. Les données réelles peuvent varier légèrement d'un moteur de production à l'autre.

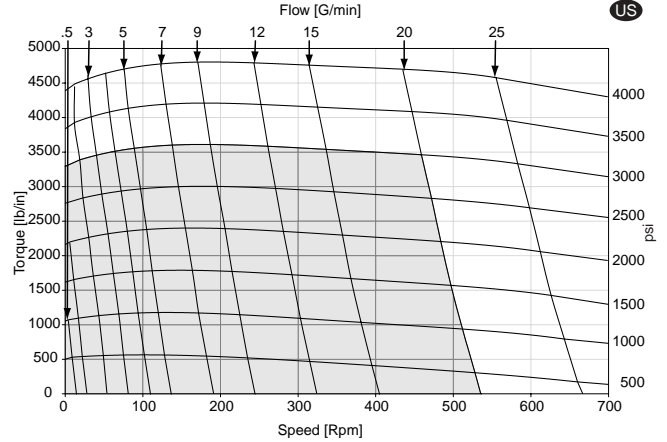
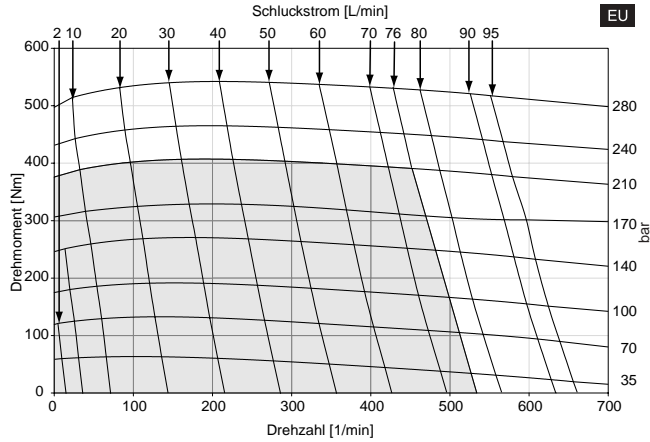
Leistungsdaten sind gemessen mit SAE 10W40 bei einer Viskosität von 43,1 Cst bei 54°C. Geringfügige Abweichungen von den Katalogdaten sind möglich.

Datos técnicos obtenidos con aceite 10W40 de 200 SUS de viscosidad a 54°C (130°F). Los datos proporcionados son valores típicos. Los valores exactos reales podrían tener una pequeña variación entre distintos motores.

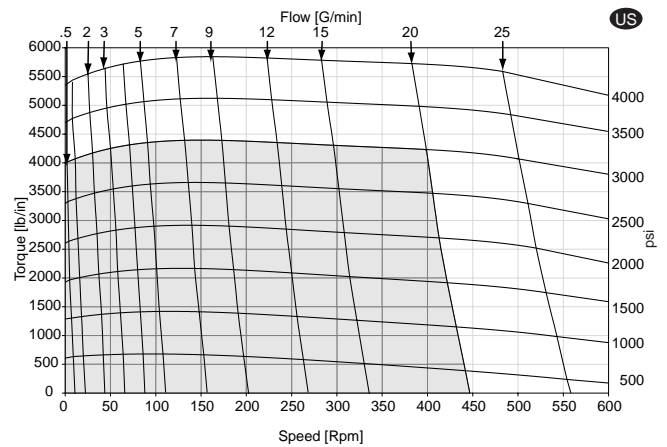
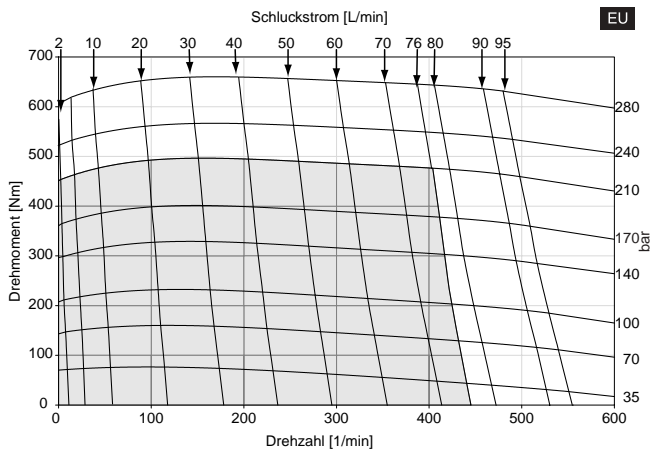
\* Intermittent operation rating applies to 10% of every minute.  
Intermittierende Werte maximal 10% von jeder Betriebsminute.  
Fonctionnement interm. 10% max. de chaque minute d'utilisation.  
Capacidad de funcionamiento intermitente valida para 10% por cada minuto.



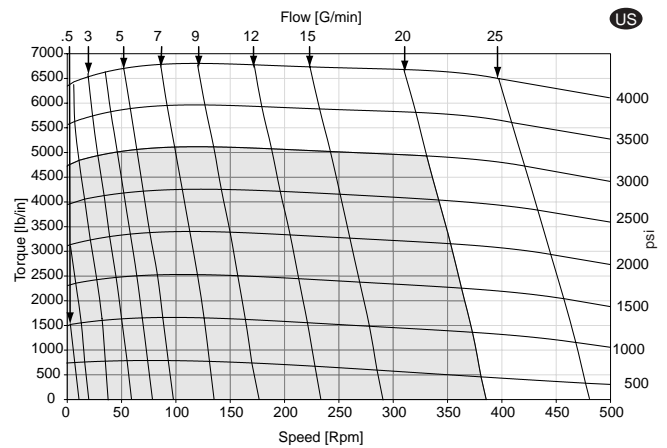
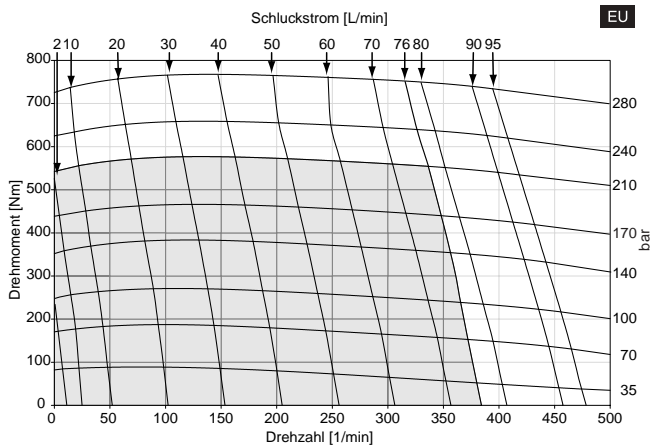
TG 0140



TG 0170



TG 0195



Cont.

Int.

Intermittent operation rating applies to 10% of every minute.

Fonctionnement interm. 10% max. de chaque minute d'utilisation.

Performance data based on testing using 10W40 oil with a viscosity of 200 SUS at 54° C (130° F.). Performance data is typical. Actual data may vary slightly from one production motor to another.

Les données sur les performances sont basées sur des tests utilisant de l'huile 10W40 d'une viscosité de 200 SUS à 54°C (130°F). Ces données correspondent à des situations typiques. Les données réelles peuvent varier légèrement d'un moteur de production à l'autre.

TG Global.p65, pfm, fm

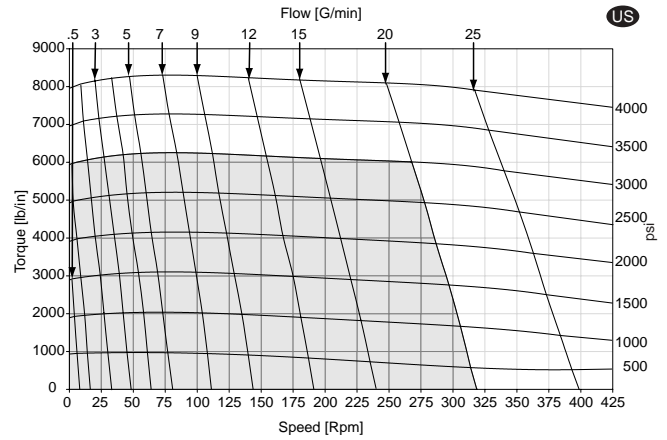
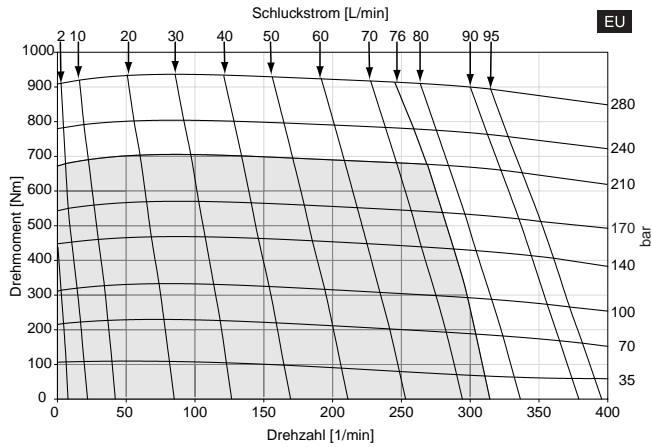
Intermittierende Werte maximal 10% von jeder Betriebsminute.

Capacidad de funcionamiento intermitente valida para 10% por cada minuto.

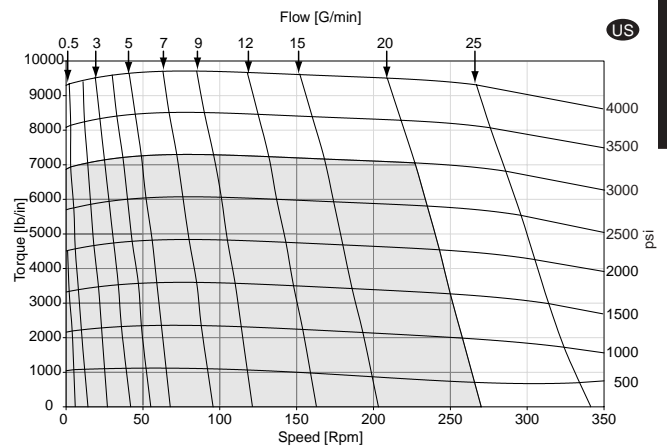
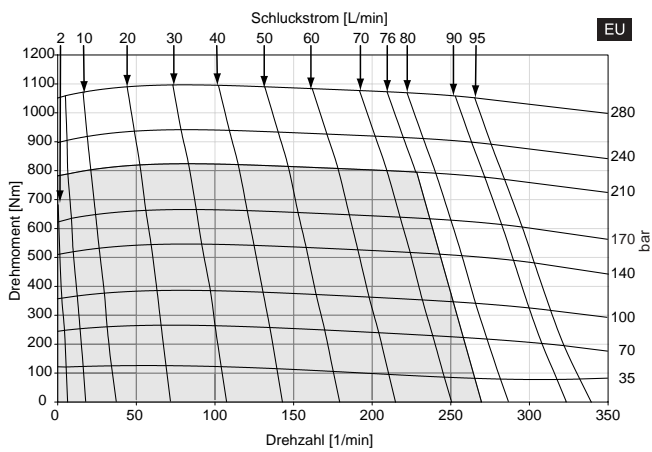
Leistungsdaten sind gemessen mit SAE 10W40 bei einer Viskosität von 43,1 Cst bei 54°C. Geringfügige Abweichungen von den Katalogdaten sind möglich.

Datos tecnicos obtenidos con aceite 10W40 de 200 SUS de viscosidad a 54°C (130°F). Los datos proporcionados son valores típicos. Los valores exactos reales podrían tener una pequeña variación entre distintos motores.

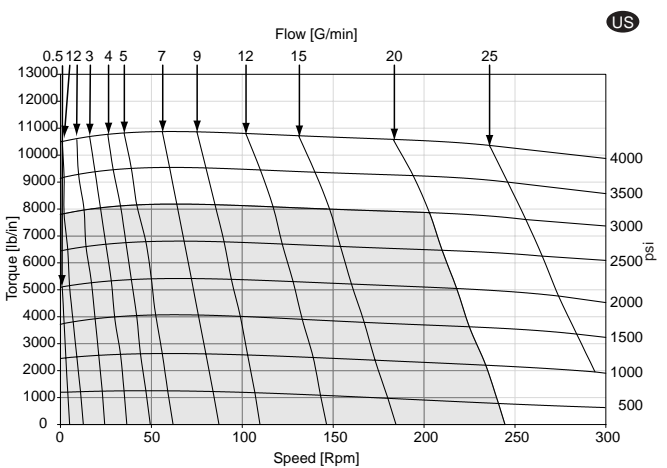
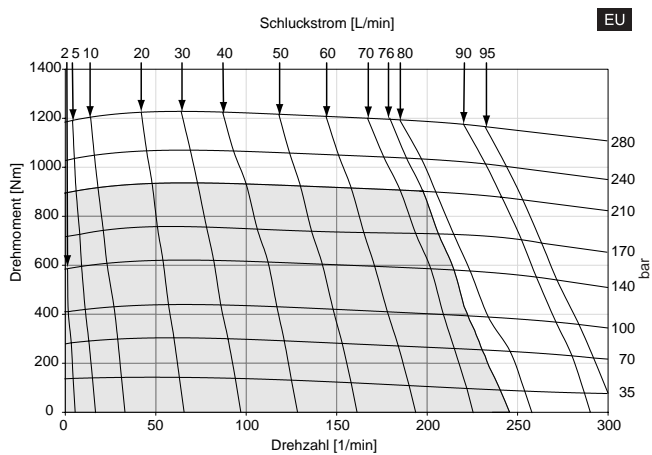
TG 0240



TG 0280



TG 0310



□ Cont.

□ Int.

Intermittent operation rating applies to 10% of every minute.

Fonctionnement interm. 10% max. de chaque minute d'utilisation.

Performance data based on testing using 10W40 oil with a viscosity of 200 SUS at 54° C (130° F.). Performance data is typical. Actual data may vary slightly from one production motor to another.

Les données sur les performances sont basées sur des tests utilisant de l'huile 10W40 d'une viscosité de 200 SUS à 54°C (130°F). Ces données correspondent à des situations typiques. Les données réelles peuvent varier légèrement d'un moteur de production à l'autre.

TG Global.p65, pfm, fm

Intermittierende Werte maximal 10% von jeder Betriebsminute.

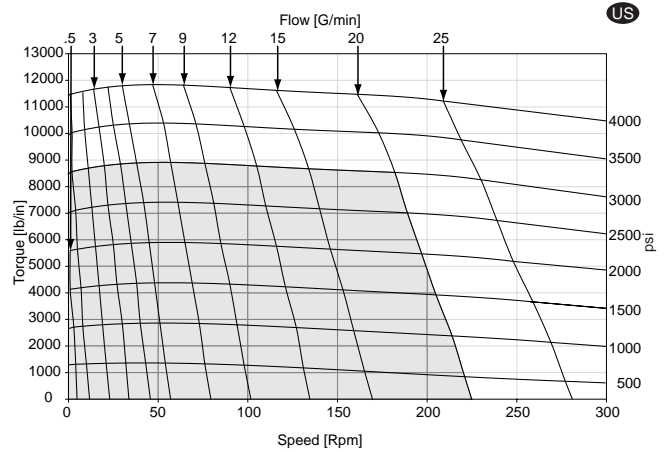
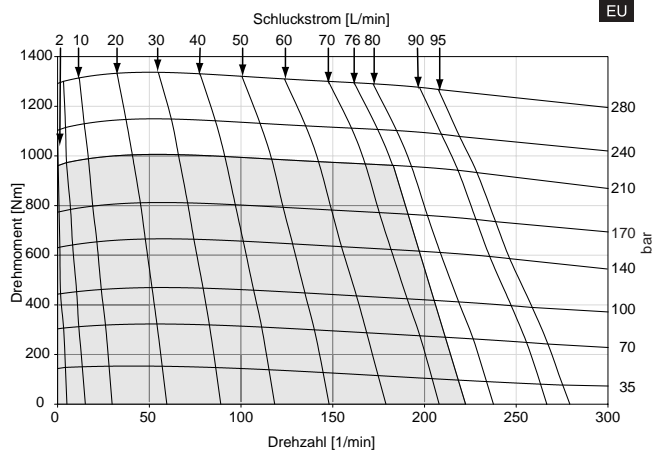
Capacidad de funcionamiento intermitente valida para 10% por cada minuto.

Leistungsdaten sind gemessen mit SAE 10W40 bei einer Viskosität von 43,1 Cst bei 54°C. Geringfügige Abweichungen von den Katalogdaten sind möglich.

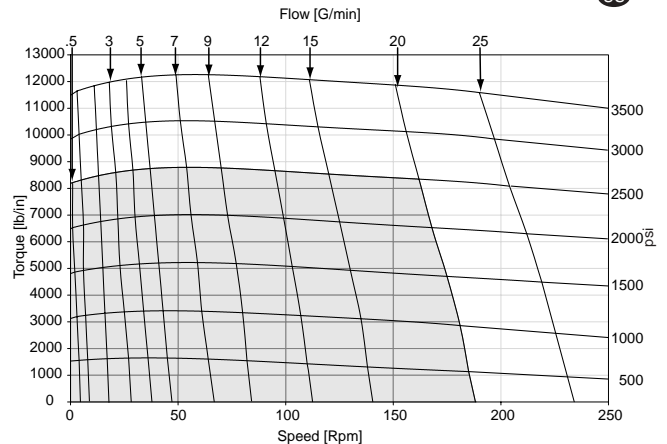
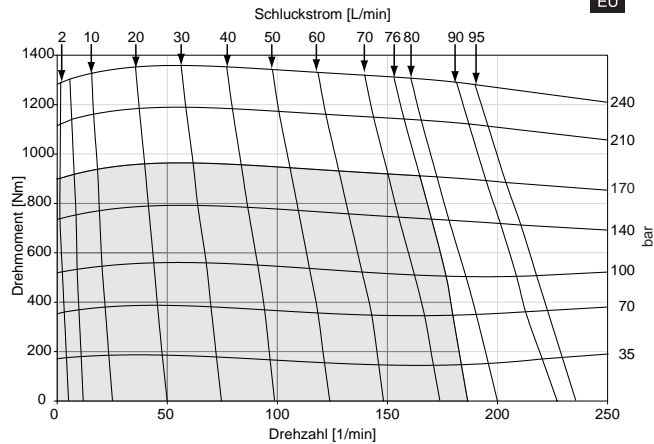
Datos tecnicos obtenidos con aceite 10W40 de 200 SUS de viscosidad a 54°C (130°F). Los datos proporcionados son valores típicos. Los valores exactos reales podrían tener una pequeña variación entre distintos motores.



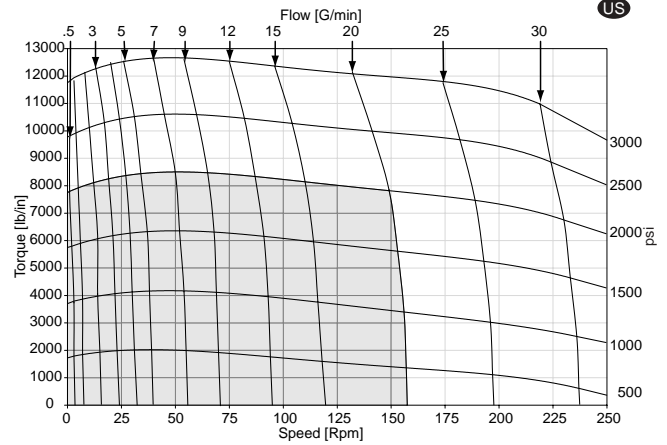
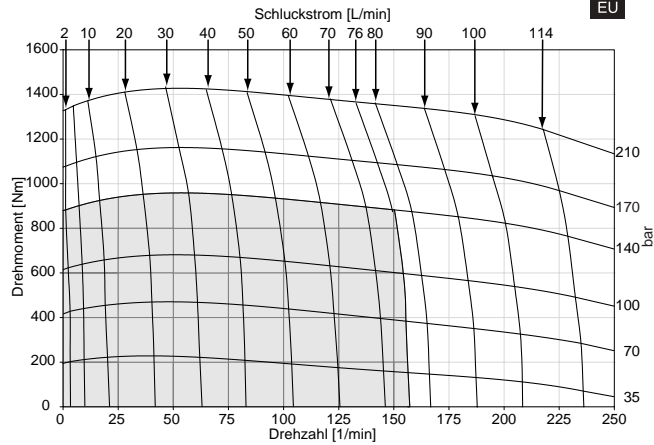
TG 0335



TG 0405



TG 0475



Cont.

Int.

Intermittent operation rating applies to 10% of every minute.

Fonctionnement interm. 10% max. de chaque minute d'utilisation.

Performance data based on testing using 10W40 oil with a viscosity of 200 SUS at 54° C (130° F.). Performance data is typical. Actual data may vary slightly from one production motor to another.

Les données sur les performances sont basées sur des tests utilisant de l'huile 10W40 d'une viscosité de 200 SUS à 54°C (130°F). Ces données correspondent à des situations typiques. Les données réelles peuvent varier légèrement d'un moteur de production à l'autre.

TG Global.p65, pfm, fm

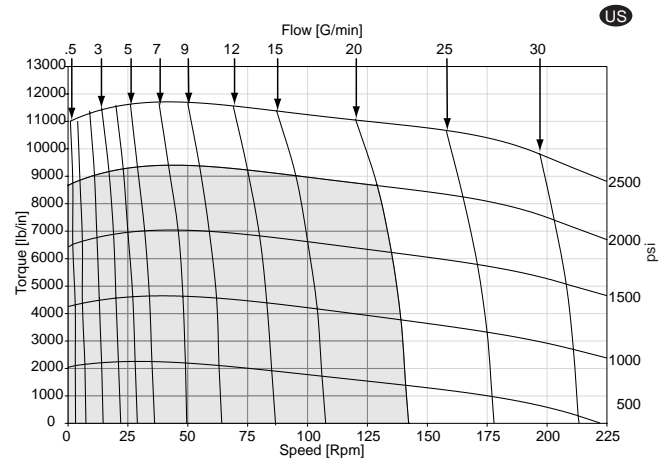
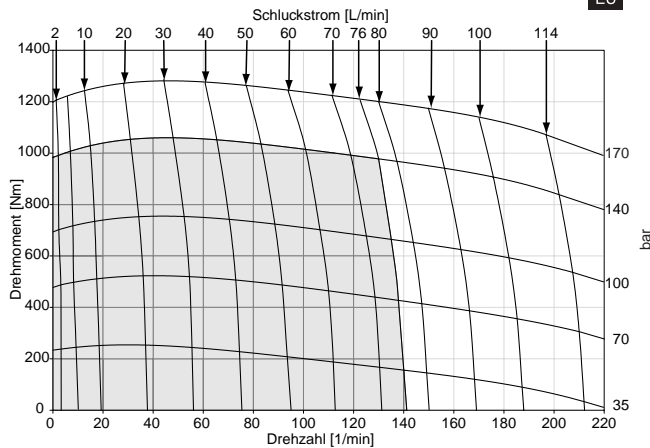
Intermittierende Werte maximal 10% von jeder Betriebsminute.

Capacidad de funcionamiento intermitente valida para 10% por cada minuto.

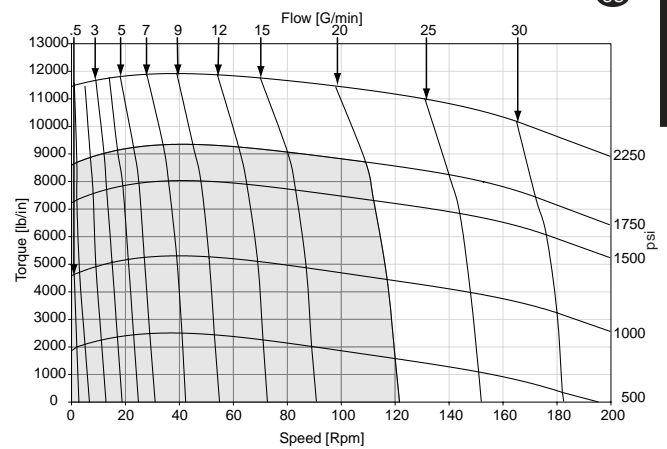
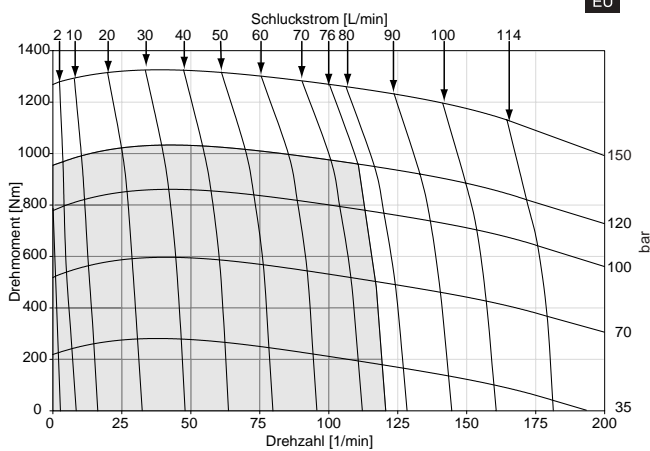
Leistungsdaten sind gemessen mit SAE 10W40 bei einer Viskosität von 43,1 Cst bei 54°C. Geringfügige Abweichungen von den Katalogdaten sind möglich.

Datos tecnicos obtenidos con aceite 10W40 de 200 SUS de viscosidad a 54°C (130°F). Los datos proporcionados son valores típicos. Los valores exactos reales podrían tener una pequeña variación entre distintos motores.

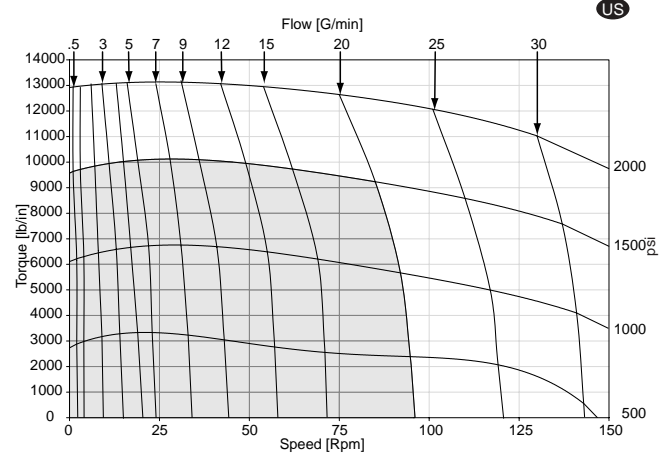
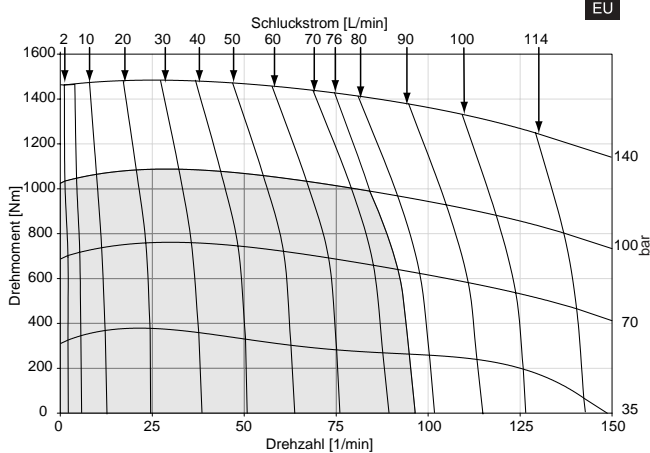
TG 0530



TG 0625



TG 0785



Cont.

Int.

Intermittent operation rating applies to 10% of every minute.

Fonctionnement interm. 10% max. de chaque minute d'utilisation.

Performance data based on testing using 10W40 oil with a viscosity of 200 SUS at 54° C (130° F.). Performance data is typical. Actual data may vary slightly from one production motor to another.

Les données sur les performances sont basées sur des tests utilisant de l'huile 10W40 d'une viscosité de 200 SUS à 54°C (130°F). Ces données correspondent à des situations typiques. Les données réelles peuvent varier légèrement d'un moteur de production à l'autre.

TG Global.p65, pfm, fm

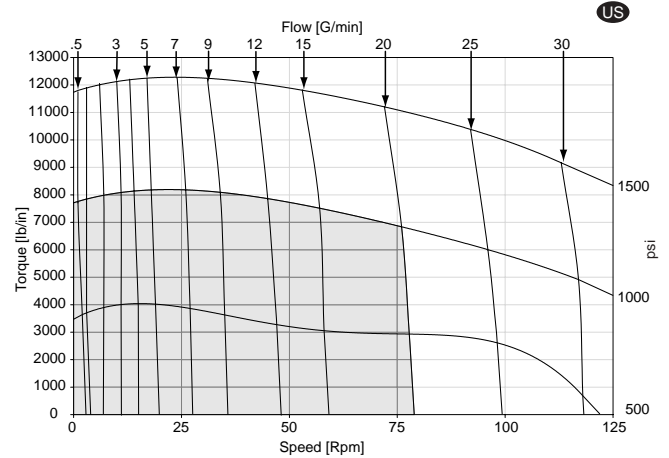
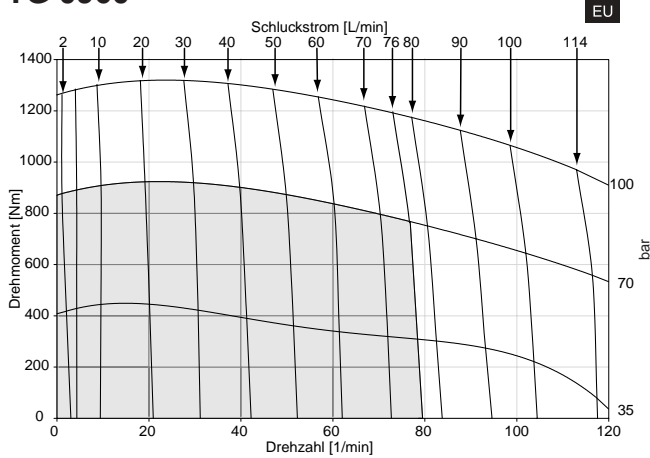
Intermittierende Werte maximal 10% von jeder Betriebsminute.

Capacidad de funcionamiento intermitente valida para 10% por cada minuto.

Leistungsdaten sind gemessen mit SAE 10W40 bei einer Viskosität von 43,1 Cst bei 54°C. Geringfügige Abweichungen von den Katalogdaten sind möglich.

Datos tecnicos obtenidos con aceite 10W40 de 200 SUS de viscosidad a 54°C (130°F). Los datos proporcionados son valores típicos. Los valores exactos reales podrían tener una pequeña variación entre distintos motores.

**TG 0960**



Cont.

Int.

Intermittent operation rating applies to 10% of every minute.

Fonctionnement interm. 10% max. de chaque minute d'utilisation.

Performance data based on testing using 10W40 oil with a viscosity of 200 SUS at 54° C (130° F). Performance data is typical. Actual data may vary slightly from one production motor to another.

Les données sur les performances sont basées sur des tests utilisant de l'huile 10W40 d'une viscosité de 200 SUS à 54°C (130°F). Ces données correspondent à des situations typiques. Les données réelles peuvent varier légèrement d'un moteur de production à l'autre.

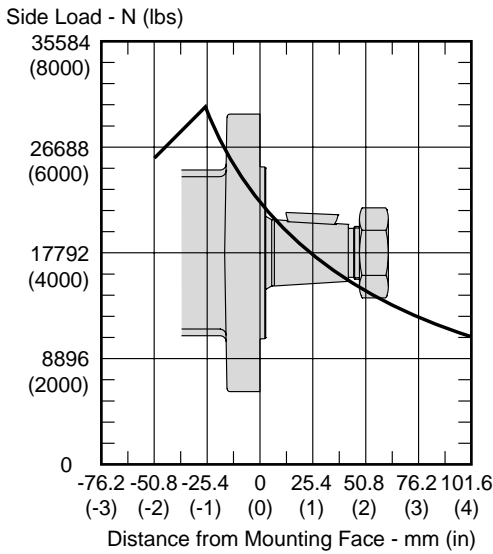
Intermittierende Werte maximal 10% von jeder Betriebsminute.

Capacidad de funcionamiento intermitente valida para 10% por cada minuto.

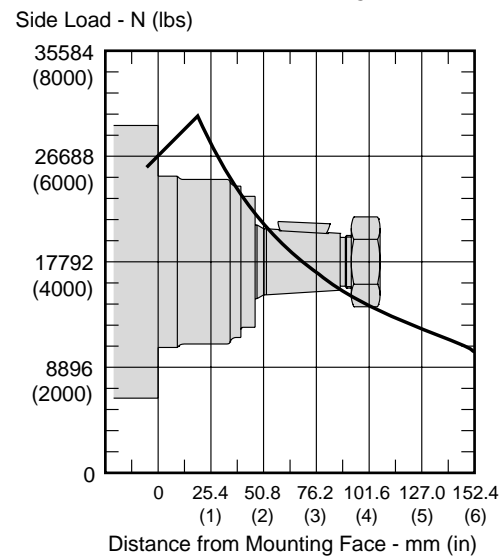
Leistungsdaten sind gemessen mit SAE 10W40 bei einer Viskosität von 43,1 Cst bei 54°C. Geringfügige Abweichungen von den Katalogdaten sind möglich.

Datos técnicos obtenidos con aceite 10W40 de 200 SUS de viscosidad a 54°C (130°F). Los datos proporcionados son valores típicos. Los valores exactos reales podrían tener una pequeña variación entre distintos motores.

**Flange Mount / Standardgehäuse**  
**Monture à bride(s) / Montaje de brida**



**Wheel Mount / Radnabengehäuse**  
**Monture à roue / Montaje de rueda**



The allowable side load curve is based on uni-directional steady state loads for  $L_{10}$  bearing life at  $3 \times 10^6$  revolutions.

Die zulässige auslegbare radiale Wellenbelastungskurve ist unter ruhenden, einseitig statisch gerichteten Lastverhältnissen auf eine  $L_{10}$  Lebensdauer mit  $3 \times 10^6$  Umdrehungen kalkuliert.

La courbe de charge latérale permise se base sur des charges unidirectionnelles en régime permanent pour le roulement  $L_{10}$  à  $3 \times 10^6$  révolutions.

La curva de valores admisibles de carga lateral está basada en cargas constantes para cojinetes  $L_{10}$  a  $3 \times 10^6$  revoluciones.

**Equation to Calculate the Expected Radial Bearing Life**  
**Gleichung zur Ermittlung der Lagerlebensdauer**

Equation to calculate the allowable side load "for a given load":  
 Bestimmung der erlaubten radialen Wellenbelastung mit vorgegebener Last

Use  $F_a$ ,  $F_b$  and S in equation to determine hours of  $L_{10}$  bearing life.  
 Die Lebensdauer in Stunden ergibt sich durch einsetzen von  $F_a$ ,  $F_b$ , und S in die nachstehende Formel.

$$L = \frac{3 \times 10^6}{60 \times S} \left\{ \frac{F_a}{F_b} \right\}^{3.33}$$

Where / Mit:

S = Shaft Speed RPM / Abtriebswellendrehzahl in  $\text{min}^{-1}$

L = Life In Hours / Lebensdauer in Stunden

$F_a$  = Allowable side load defined by above curve at a distance from mounting flange. / Erlaubte radiale Wellenbelastung als Funktion der Länge

$F_b$  = Application side load. / Anwendungsseitige Wellenbelastung

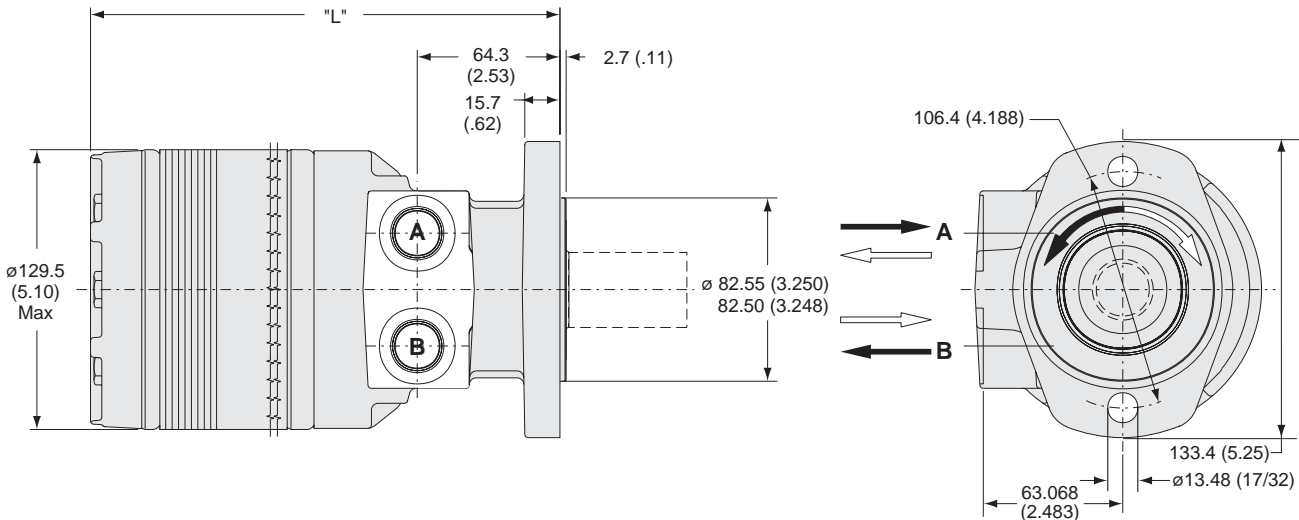
Note: Calculations are based on  $L_{10}$  bearing life per ISO 281.  
 Auslegung basiert auf einer  $L_{10}$  Lebensdauer nach ISO 281.





Code: A 

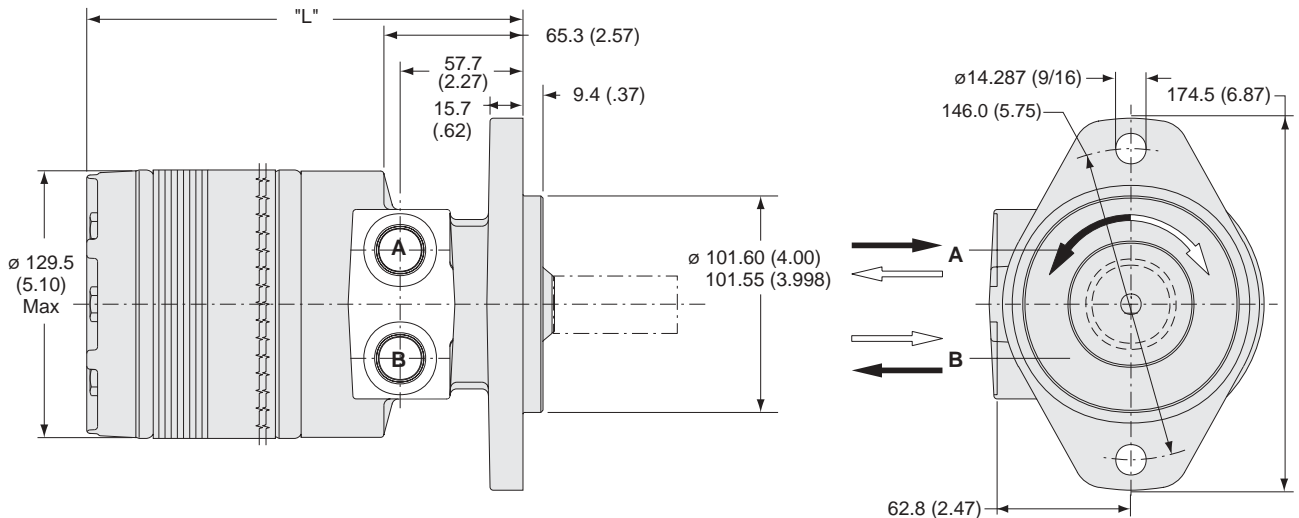
SAE A 2-Bolt



Code A	disp.	0140	0170	0195	0240	0280	0310	0335	0405	0475	0530	0625	0785	0960
Weight/Gewicht	kg	14.2	14.5	14.7	15.1	15.5	15.7	15.9	16.5	17.2	17.9	18.6	20.2	21.9
Poids/Peso	(lb)	(31.4)	(32.0)	(32.5)	(33.3)	(34.2)	(34.7)	(35.1)	(36.4)	(37.9)	(39.5)	(41.1)	(44.5)	(48.3)
Length	"L" mm	196	199	202	207	211	215	218	225	234	240	250	267	288
	"L" (in)	(7.70)	(7.82)	(7.95)	(8.13)	(8.32)	(8.46)	(8.57)	(8.86)	(9.20)	(9.45)	(9.82)	(10.57)	(11.32)

Code: B 

SAE B 2-Bolt



Code B	disp.	0140	0170	0195	0240	0280	0310	0335	0405	0475	0530	0625	0785	0960
Weight/Gewicht	kg	14.9	15.2	15.3	15.7	16.1	16.4	16.6	17.1	17.8	18.6	19.3	20.8	22.5
Poids/Peso	(lb)	(32.8)	(33.4)	(33.9)	(34.7)	(35.6)	(36.1)	(36.5)	(37.8)	(39.3)	(40.9)	(42.5)	(45.9)	(49.7)
Length	"L" mm	196	199	202	207	211	215	218	225	234	240	250	267	288
	"L" (in)	(7.70)	(7.82)	(7.95)	(8.13)	(8.32)	(8.46)	(8.57)	(8.86)	(9.20)	(9.45)	(9.82)	(10.57)	(11.32)

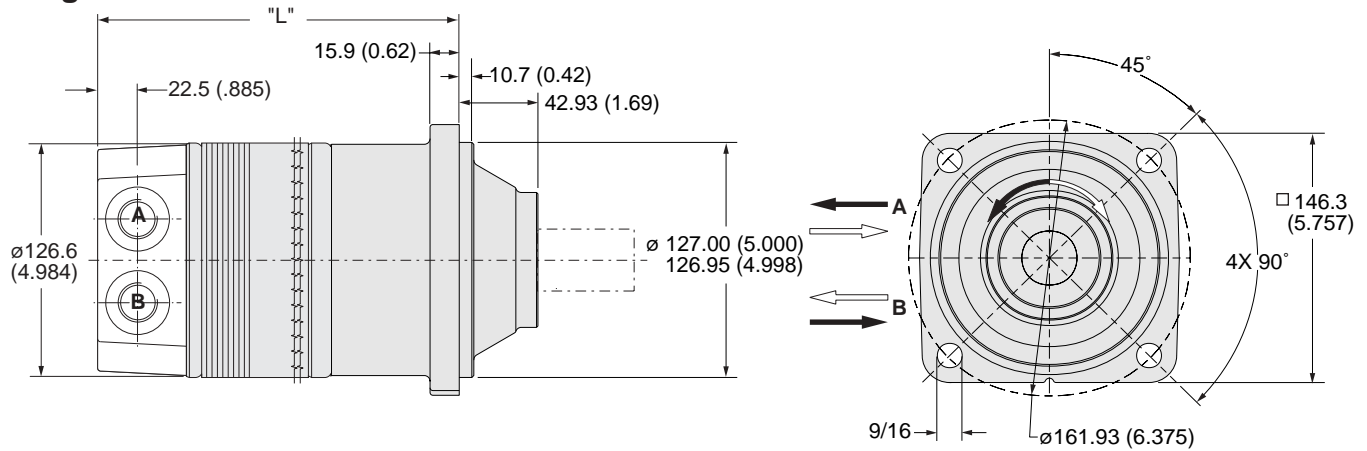
English equivalents for metric specifications are shown in ( ).

TG Global.p65, pfm, fm



Code: D 

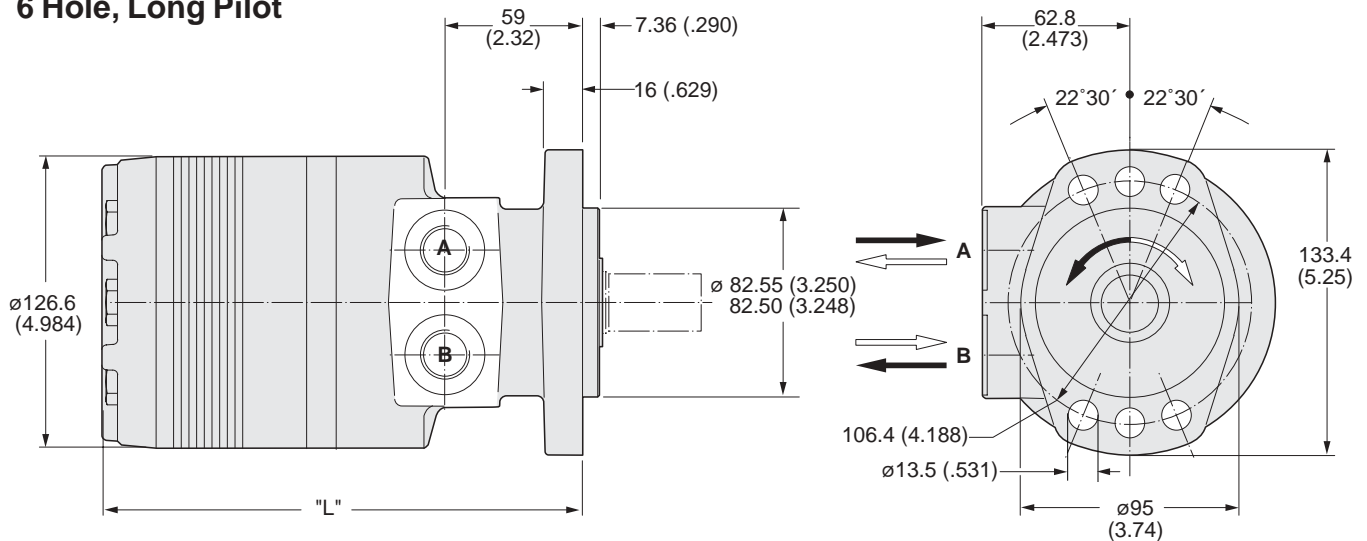
Large Wheel Mount



Code D	disp.	0140	0170	0195	0240	0280	0310	0335	0405	0475	0530	0625	0785	0960
Weight/Gewicht	kg	17.6	17.8	18.1	18.4	18.8	19.1	19.3	19.8	20.5	21.3	22.0	23.5	25.2
Poids/Peso	(lb)	(38.7)	(39.3)	(39.8)	(40.6)	(41.5)	(42.0)	(42.4)	(43.7)	(45.2)	(46.8)	(48.4)	(51.8)	(55.6)
Length	"L" mm	179	182	185	190	195	199	201	209	217	223	233	252	271
	"L" (in)	(7.04)	(7.17)	(7.29)	(7.48)	(7.67)	(7.81)	(7.92)	(8.21)	(8.54)	(8.79)	(9.17)	(9.92)	(10.67)

Code: E 

6 Hole, Long Pilot



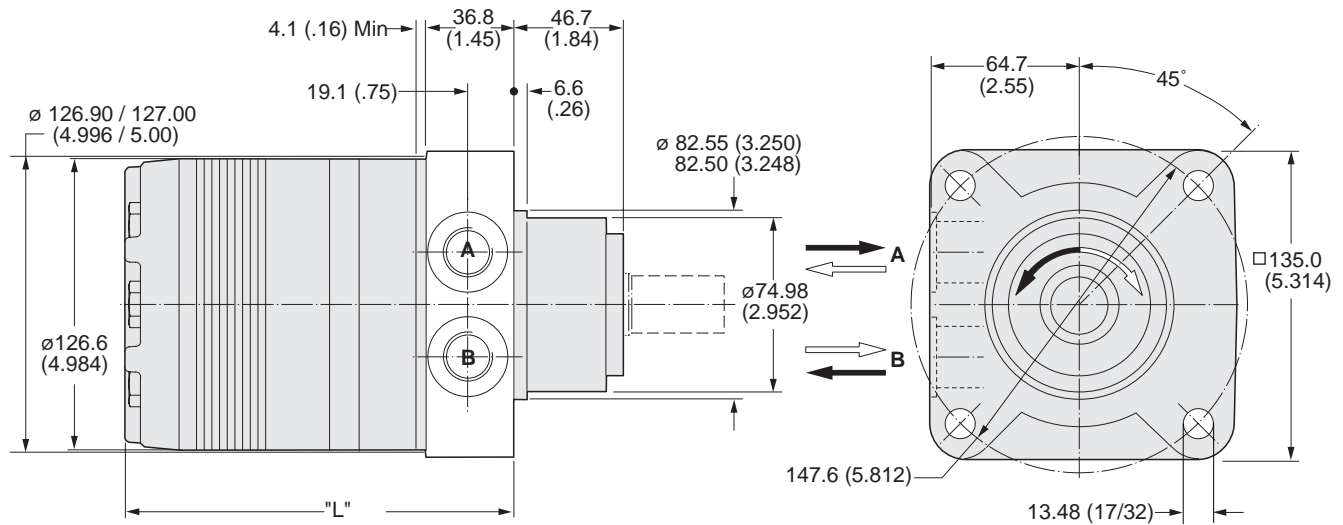
Code E	disp.	0140	0170	0195	0240	0280	0310	0335	0405	0475	0530	0625	0785	0960
Weight/Gewicht	kg	14.2	14.5	14.7	15.1	15.5	15.7	15.9	16.5	17.2	17.9	18.6	20.2	21.9
Poids/Peso	(lb)	(31.4)	(32.0)	(32.5)	(33.3)	(34.2)	(34.7)	(35.1)	(36.4)	(37.9)	(39.5)	(41.1)	(44.5)	(48.3)
Length	"L" mm	190	194	197	201	206	210	213	220	229	235	244	264	283
	"L" (in)	(7.50)	(7.62)	(7.75)	(7.93)	(8.12)	(8.26)	(8.37)	(8.66)	(9.00)	(9.25)	(9.62)	(10.37)	(11.12)

English equivalents for metric specifications are shown in ( ).

TG Global.p65, pfm, fm

Code: H 

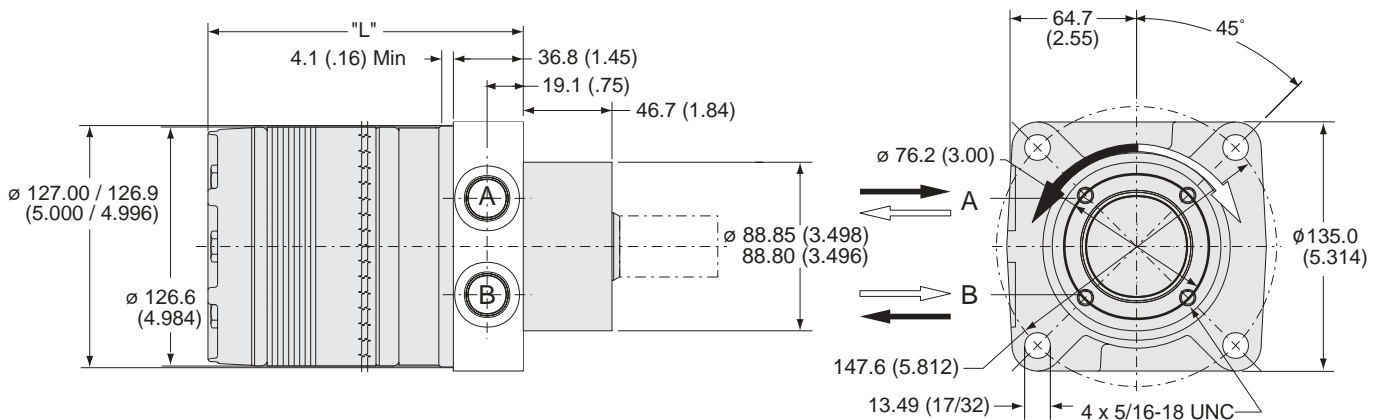
Wheel, Machine Nose



Code H	disp.	0140	0170	0195	0240	0280	0310	0335	0405	0475	0530	0625	0785	0960
Weight/Gewicht	kg	14.6	14.8	15.1	15.5	15.9	16.1	16.3	16.9	17.5	18.3	19.0	20.5	22.2
Poids/Peso	(lb)	(32.2)	(37.7)	(33.3)	(34.1)	(35.0)	(35.5)	(35.8)	(37.2)	(38.6)	(40.3)	(41.8)	(45.3)	(49.0)
Length	"L" mm	150	154	157	161	166	170	173	180	188	195	204	223	242
	"L" (in)	(5.92)	(6.04)	(6.17)	(6.35)	(6.54)	(6.68)	(6.79)	(7.08)	(7.42)	(7.67)	(8.04)	(8.79)	(9.54)

Code: L 

Wheel, Front Brake Nose



Code L	disp.	0140	0170	0195	0240	0280	0310	0335	0405	0475	0530	0625	0785	0960
Weight/Gewicht	kg	14.6	14.8	15.1	15.5	15.9	16.1	16.3	16.9	17.5	18.3	19.0	20.5	22.2
Poids/Peso	(lb)	(32.2)	(37.7)	(33.3)	(34.1)	(35.0)	(35.5)	(35.8)	(37.2)	(38.6)	(40.3)	(41.8)	(45.3)	(49.0)
Length	"L" mm	150	154	157	161	166	170	173	180	188	195	204	223	242
	"L" (in)	(5.92)	(6.04)	(6.17)	(6.35)	(6.54)	(6.68)	(6.79)	(7.08)	(7.42)	(7.67)	(8.04)	(8.79)	(9.54)

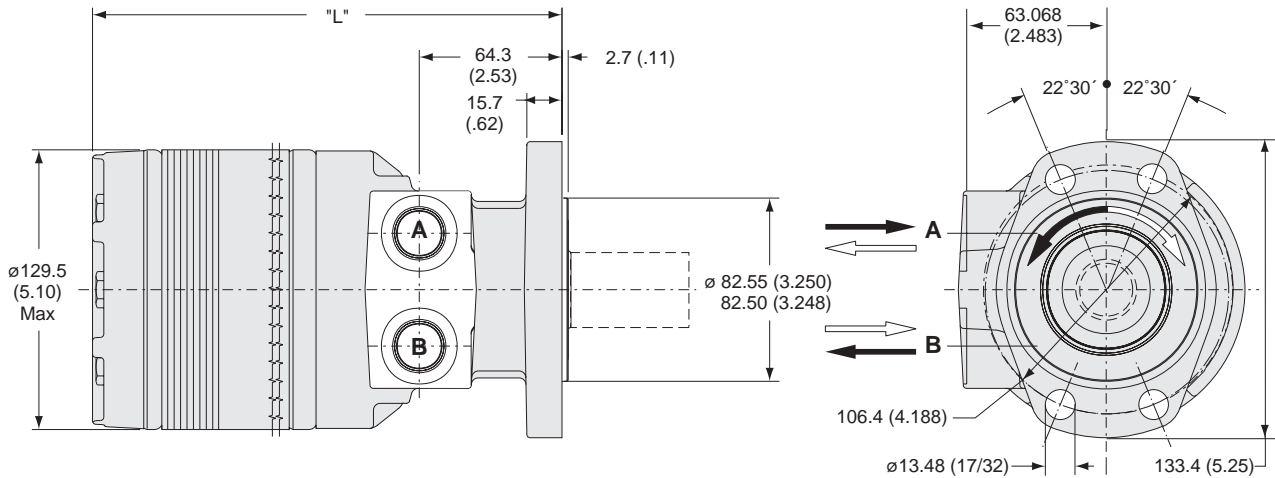
English equivalents for metric specifications are shown in ( ).

TG Global.p65, pfm, fm



Code: M  

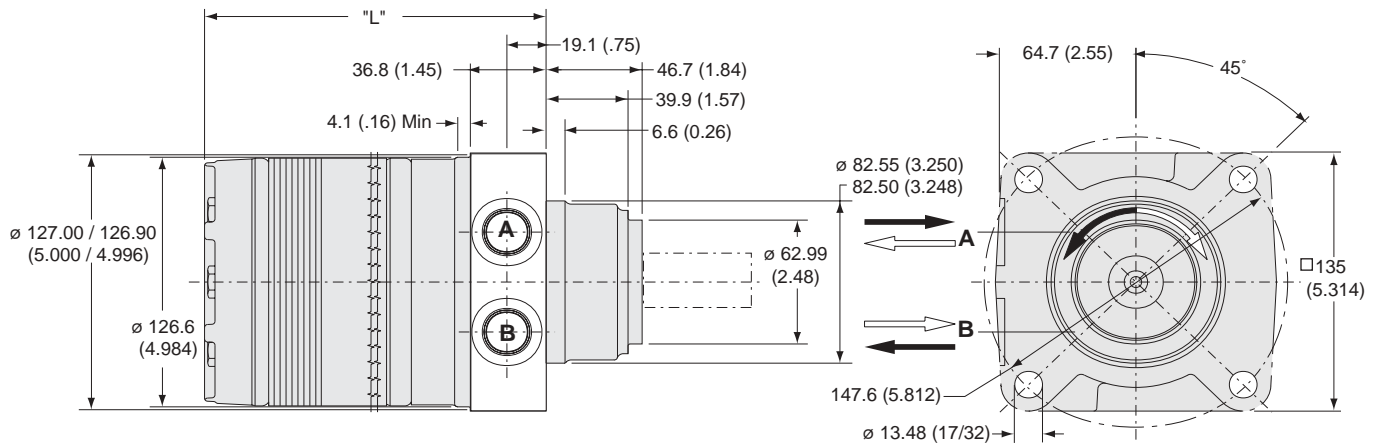
Magneto



Code M	disp.	0140	0170	0195	0240	0280	0310	0335	0405	0475	0530	0625	0785	0960
Weight/Gewicht	kg	14.2	14.5	14.7	15.1	15.5	16.1	15.9	16.5	17.2	17.9	18.6	20.2	21.9
Poids/Peso	(lb)	(31.4)	(32.0)	(32.5)	(33.3)	(34.2)	(35.5)	(35.1)	(36.4)	(37.9)	(39.5)	(41.1)	(44.5)	(48.3)
Length	"L" mm	196	199	202	207	211	215	218	225	234	240	250	267	288
	"L" (in)	(7.70)	(7.82)	(7.95)	(8.13)	(8.32)	(8.46)	(8.57)	(8.86)	(9.20)	(9.45)	(9.82)	(10.57)	(11.32)

Code: U 

Wheel, Standard



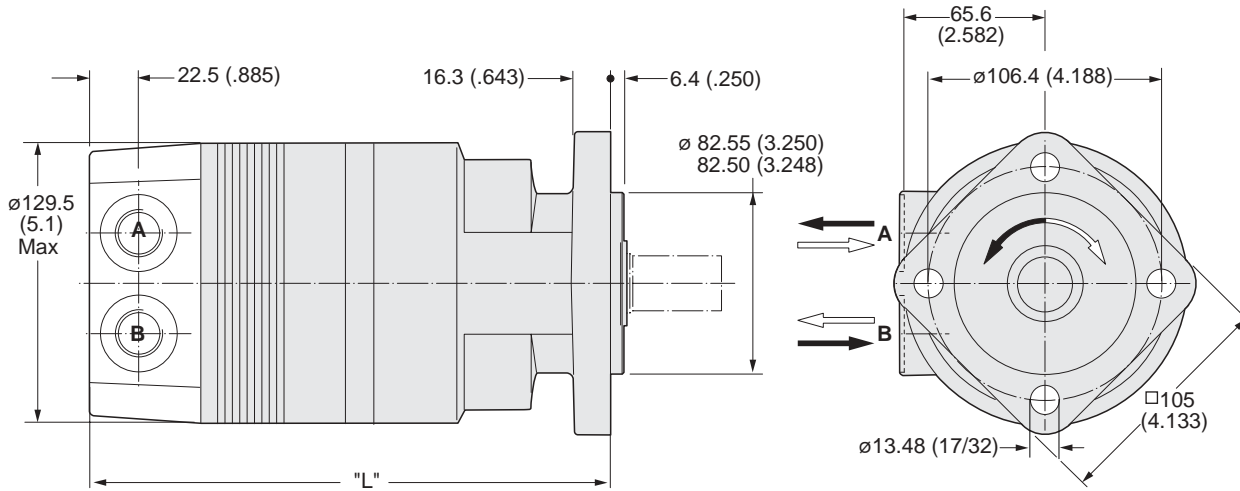
Code U	disp.	0140	0170	0195	0240	0280	0310	0335	0405	0475	0530	0625	0785	0960
Weight/Gewicht	kg	14.6	14.8	15.1	15.5	15.9	16.1	16.3	16.9	17.5	18.3	19.0	20.5	22.2
Poids/Peso	(lb)	(32.2)	(32.7)	(33.3)	(34.1)	(35.0)	(35.5)	(35.8)	(37.2)	(38.6)	(40.3)	(41.8)	(45.3)	(49.0)
Length	"L" mm	150	154	157	161	166	170	173	180	188	195	204	223	242
	"L" (in)	(5.92)	(6.04)	(6.17)	(6.35)	(6.54)	(6.68)	(6.79)	(7.08)	(7.42)	(7.67)	(8.04)	(8.79)	(9.54)

English equivalents for metric specifications are shown in ( ).

TG Global.p65, pfm, fm

Code: V  

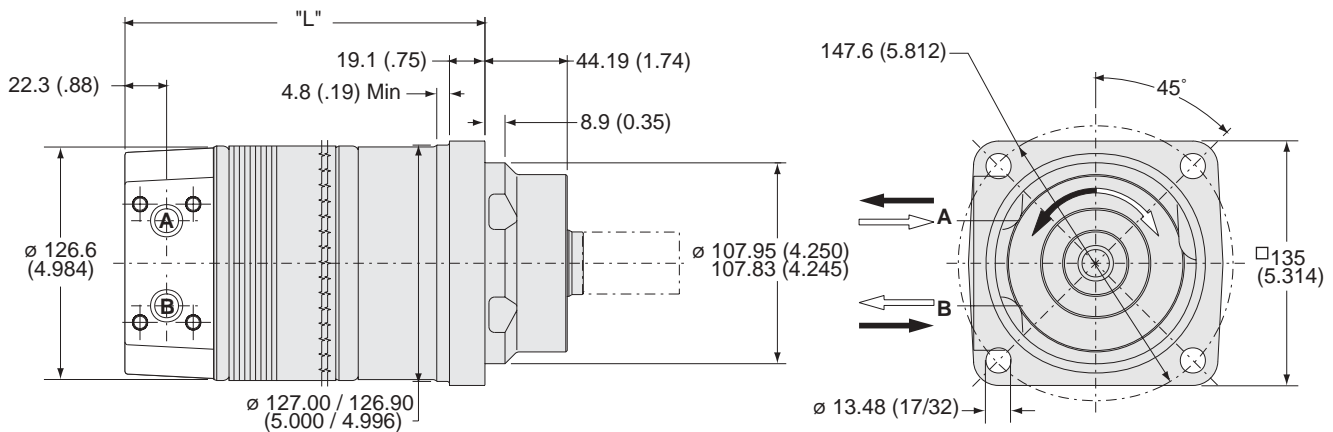
SAE "A" 4 Bolt



Code V	disp.	0140	0170	0195	0240	0280	0310	0335	0405	0475	0530	0625	0785	0960
Weight/Gewicht	kg	16.1	16.3	16.6	17.0	17.4	17.6	17.8	18.4	19.0	19.8	20.5	22.0	23.7
Poids/Peso	(lb)	(35.5)	(35.9)	(36.6)	(37.5)	(38.4)	(38.8)	(39.2)	(41.0)	(41.9)	(43.7)	(45.2)	(48.5)	(52.2)
Length	"L" mm	217	220	223	228	233	237	239	246	255	261	271	290	309
	"L" (in)	(8.53)	(8.65)	(8.78)	(8.97)	(9.15)	(9.29)	(9.40)	(9.69)	(10.03)	(10.28)	(10.66)	(11.41)	(12.16)

Code: W 

Wheel, Optional



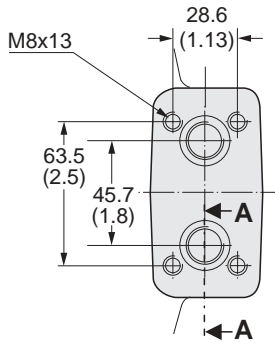
Code W	disp.	0140	0170	0195	0240	0280	0310	0335	0405	0475	0530	0625	0785	0960
Weight/Gewicht	kg	17.6	17.8	18.1	18.4	18.8	19.1	19.3	19.8	20.5	21.3	22.0	23.5	25.2
Poids/Peso	(lb)	(38.7)	(39.3)	(39.8)	(40.6)	(41.5)	(42.0)	(42.4)	(43.7)	(45.2)	(46.8)	(48.4)	(51.8)	(55.6)
Length	"L" mm	178	181	184	189	193	197	200	207	216	222	232	251	270
	"L" (in)	(6.99)	(7.11)	(7.24)	(7.43)	(7.61)	(7.75)	(7.86)	(8.15)	(8.49)	(8.74)	(9.12)	(9.87)	(10.62)

English equivalents for metric specifications are shown in ( ).

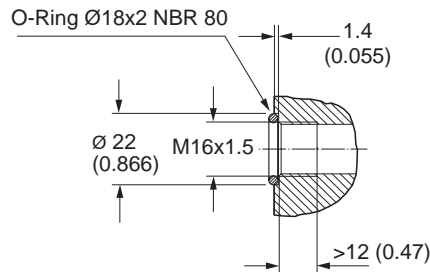
TG Global.p65, pfm, fm

Code: N 

Manifold, M8



A-A



Motor with manifold mount is supplied with 2 o-rings.

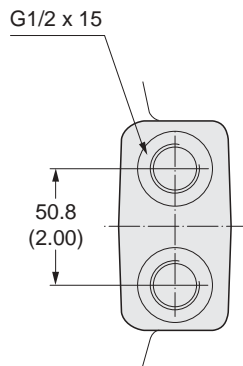
Zum Motor mit Universalanschluß werden 2 o-ringe geliefert.

Deux joints toriques sont livrés avec les moteurs a plan de raccordement universel.

Il blocchetto connessioni é corredato da 2 OR.

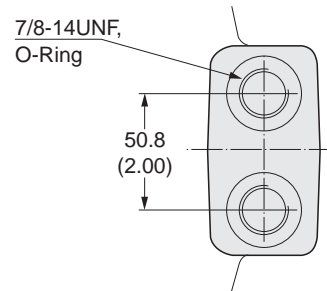
Code: W  

G 1/2



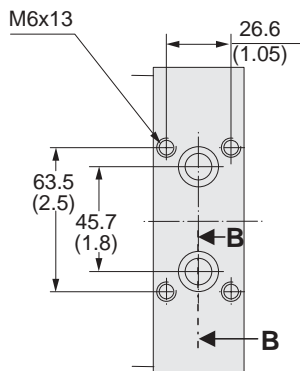
Code: V 

7/8 O-Ring

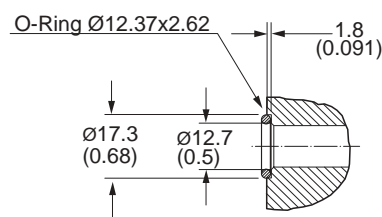


Code: K 

Manifold, M6



B-B



Motor with manifold mount is supplied with 2 o-rings.

Zum Motor mit Universalanschluß werden 2 o-ringe geliefert.

Deux joints toriques sont livrés avec les moteurs a plan de raccordement universel.

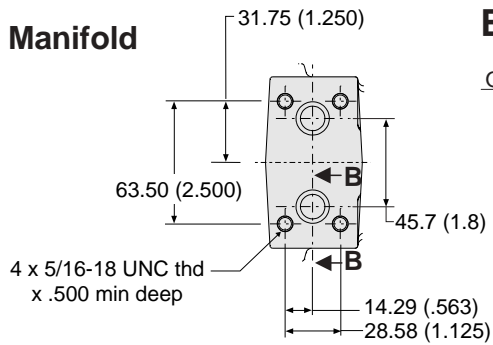
Il blocchetto connessioni é corredato da 2 OR.

English equivalents for metric specifications are shown in ( ).

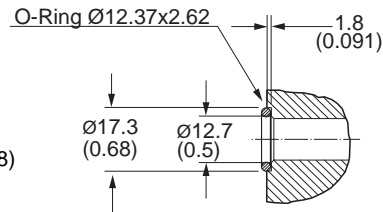
TG Global.p65, pfm, fm

Code: M 

Manifold



B-B



Motor with manifold mount is supplied with 2 o-rings.

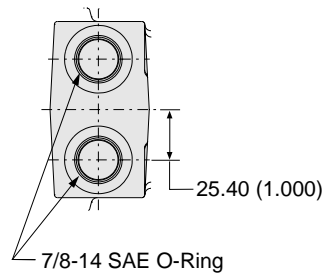
Zum Motor mit Universalanschluß werden 2 o-ringe geliefert.

Deux joints toriques sont livrés avec les moteurs a plan de raccordement universel.

Il blocchetto connessioni é corredato da 2 OR.

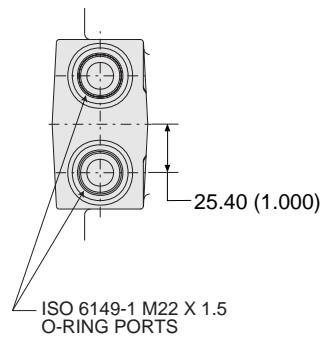
Code: S 

7/8-14 SAE O-Ring



Code: H 

ISO 6149 M22 x 1.5



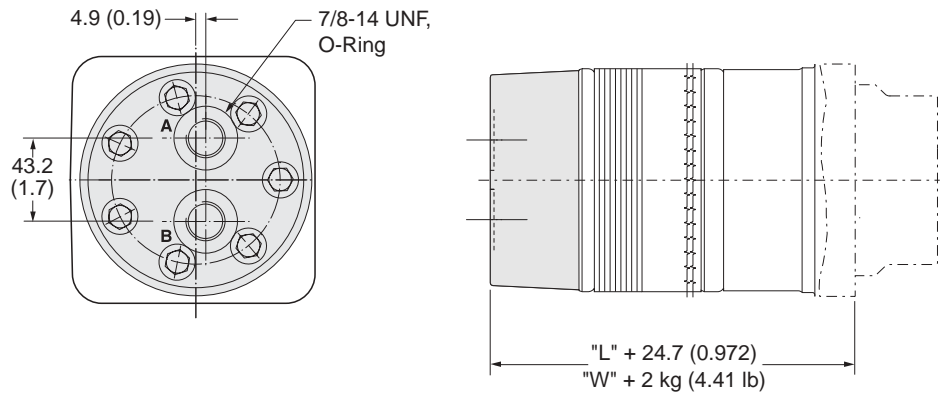
English equivalents for metric specifications are shown in ( ).

TG Global.p65, pfm, fm



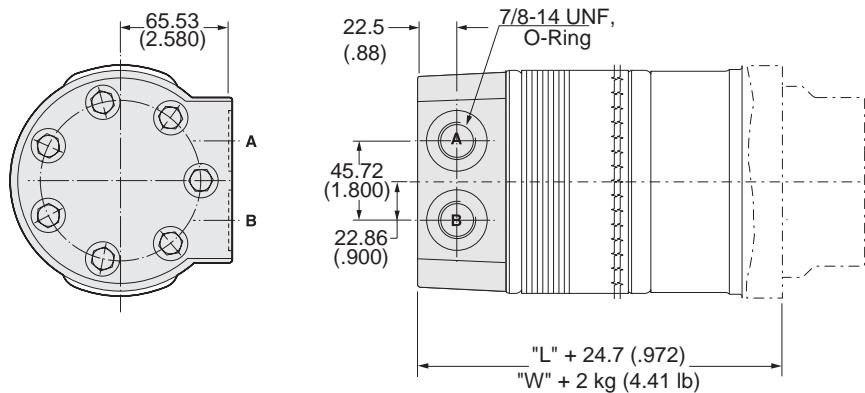
Code: A  

7/8-14 UNF, Axial



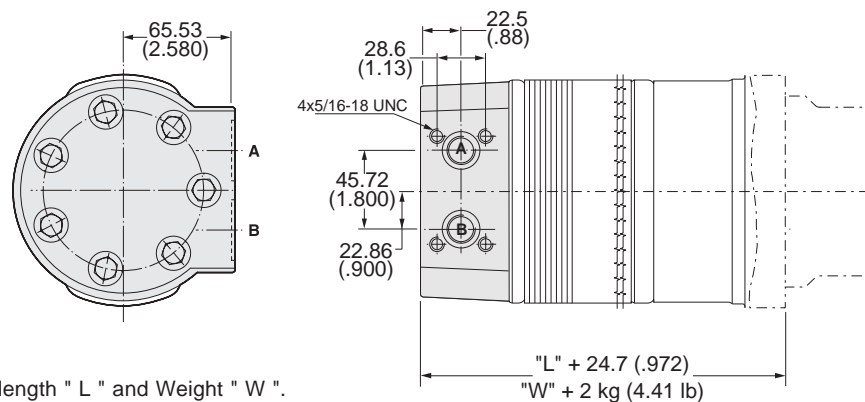
Code: B  

7/8-14 UNF, Radial



Code: E 

Manifold



See pages C141-C147 for length "L" and Weight "W".  
Längen "L" / Gewichte "W" siehe Seite C143...C147.  
Voir page C143-C147 pour les longueurs "L" et les poids "W"  
Consultar en la Página C143-C147 los valores de largo "L" y peso "W".

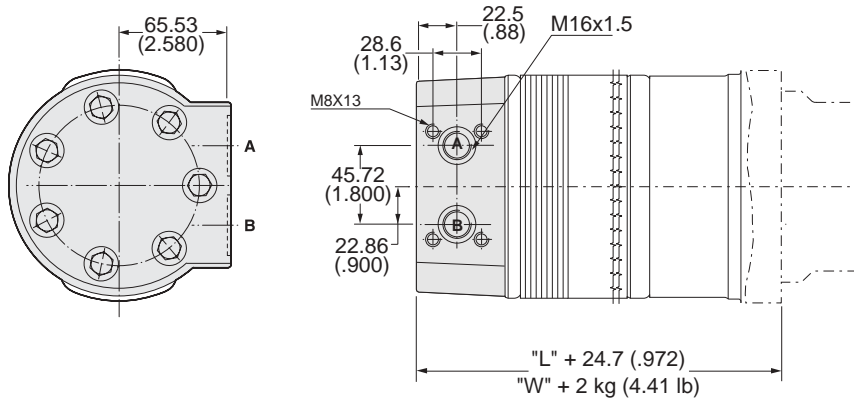
English equivalents for metric specifications are shown in ( ).

TG Global.p65, pfm, fm



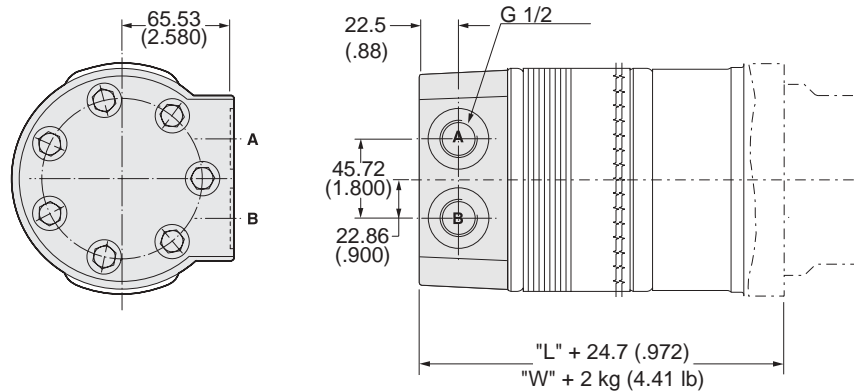
Code: L EU

Manifold, M8



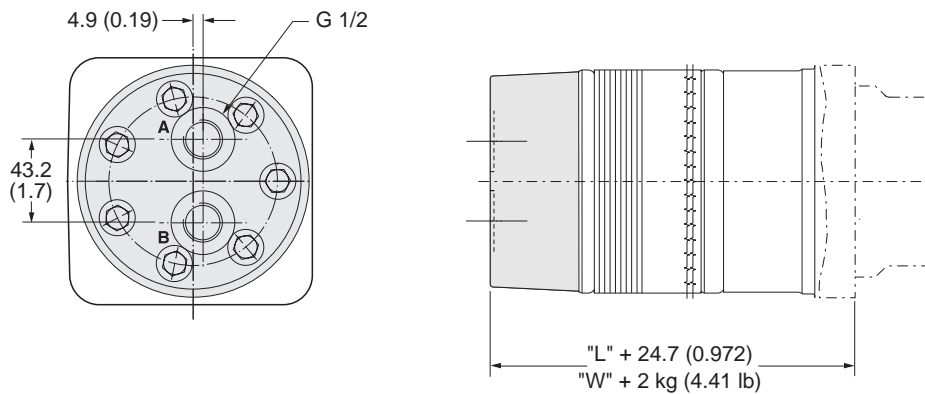
Code: X EU

G 1/2, Radial



Code: Y EU

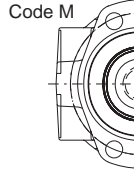
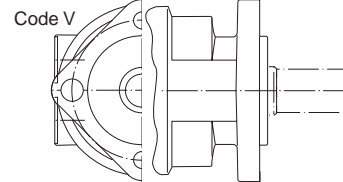
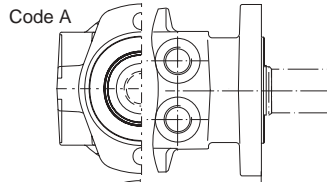
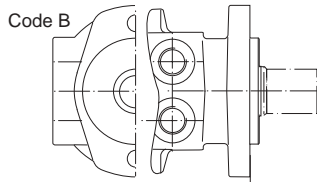
G 1/2, Axial



See pages C141-C147 for length " L " and Weight " W ".  
Längen " L " / Gewichte " W " siehe Seite C143...C147.  
Voir page C143-C147 pour les longueurs " L " et les poids " W "  
Consultar en la Página C143-C147 los valores de largo " L " y peso " W ".

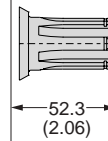
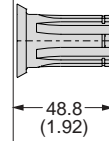
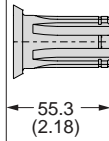
English equivalents for metric specifications are shown in ( ).

TG Global.p65, pfm, fm



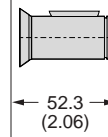
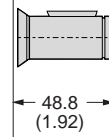
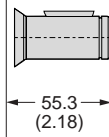
Code: 01 <sup>US</sup>

1" 6B Spline



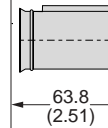
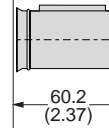
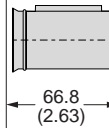
Code: 02 <sup>US</sup>

1" Keyed



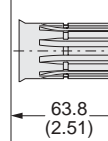
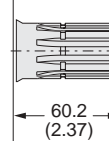
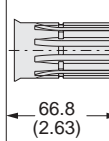
Code: 03 <sup>US</sup>

1 1/4" Keyed



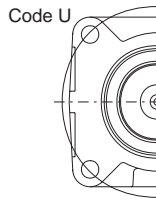
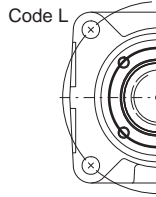
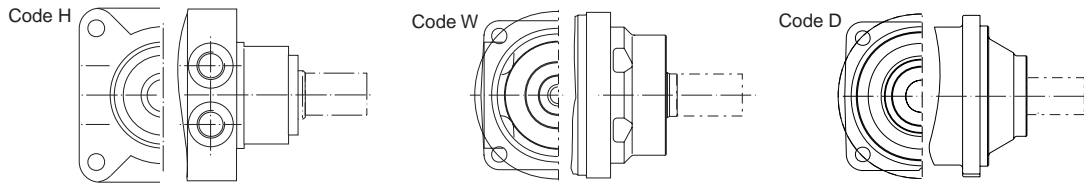
Code: 04 <sup>US</sup>

10B Spline

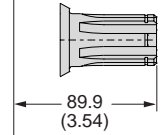
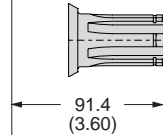
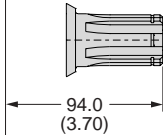


English equivalents for metric specifications are shown in ( ).

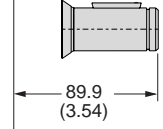
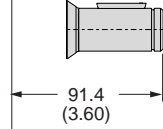
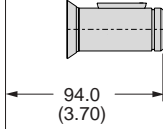
TG Global.p65, pfm, fm



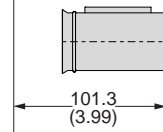
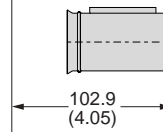
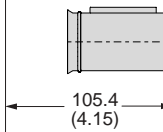
**Code: 01 US**  
**1" 6B Spline**



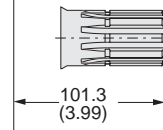
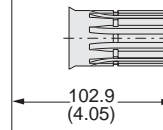
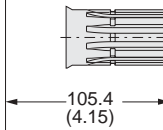
**Code: 02 US**  
**1" Keyed**



**Code: 03 US**  
**1 1/4" Keyed**

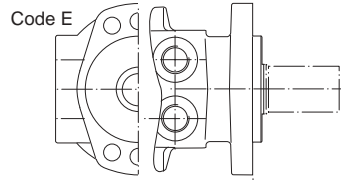


**Code: 04 US**  
**10B Spline**



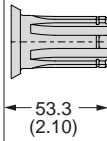
English equivalents for metric specifications are shown in ( ).

TG Global.p65, pfm, fm



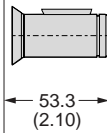
Code: 01 <sup>US</sup>

1" 6B Spline



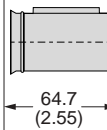
Code: 02 <sup>US</sup>

1" Keyed



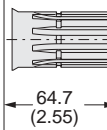
Code: 03 <sup>US</sup>

1 1/4" Keyed



Code: 04 <sup>US</sup>

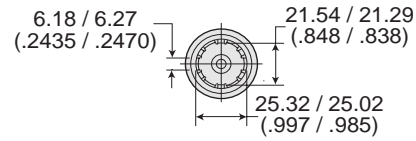
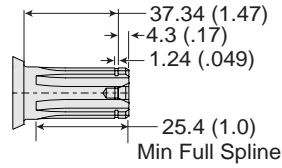
10B Spline



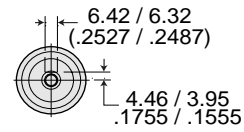
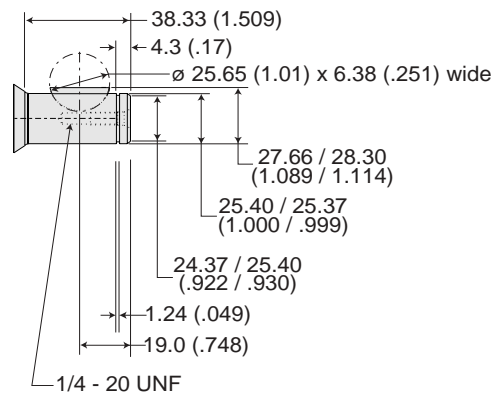
English equivalents for metric specifications are shown in ( ).

TG Global.p65, pfm, fm

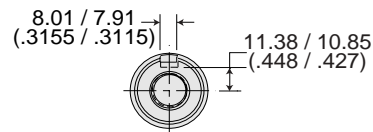
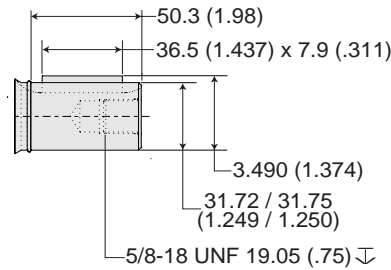
**Code: 01 US**  
**1" 6B Spline**



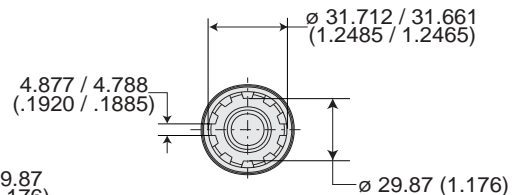
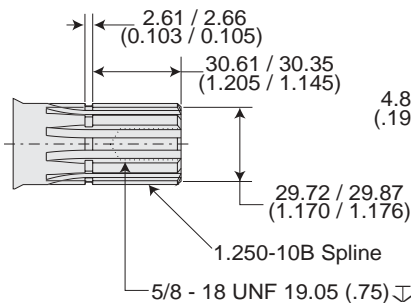
**Code: 02 US**  
**1" Keyed**



**Code: 03 US**  
**1 1/4" Keyed**



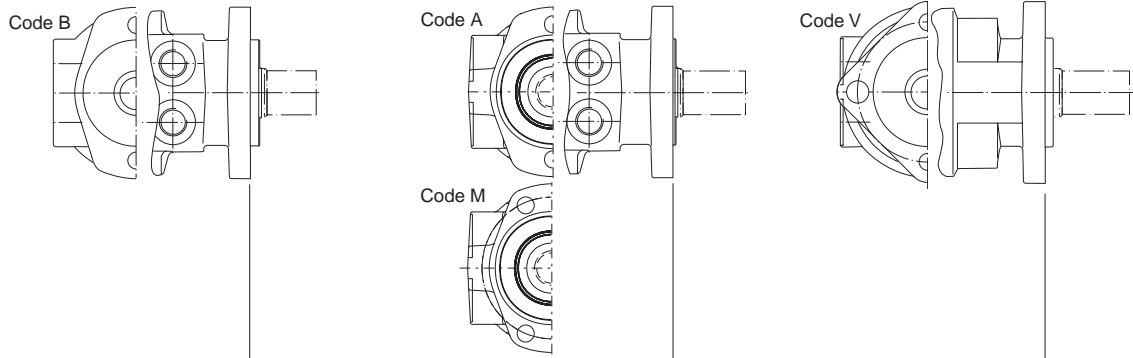
**Code: 04 US**  
**10B Spline**



English equivalents for metric specifications are shown in ( ).

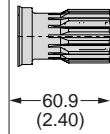
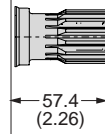
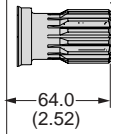
TG Global.p65, pfm, fm





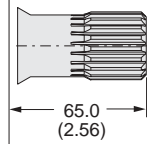
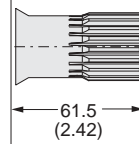
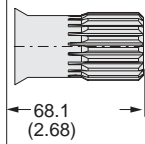
Code: 05 <sup>US</sup>

1" 1/4 14 Tooth Spline



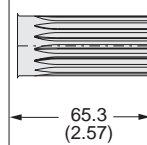
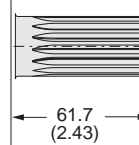
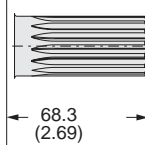
Code: 06 <sup>US</sup>

19 Tooth Spline



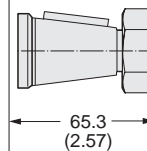
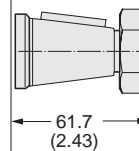
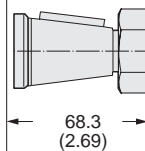
Code: 07 <sup>US</sup>

15 Tooth Spline



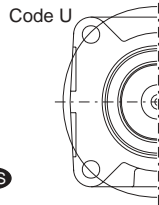
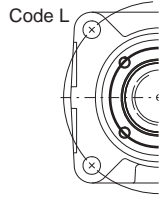
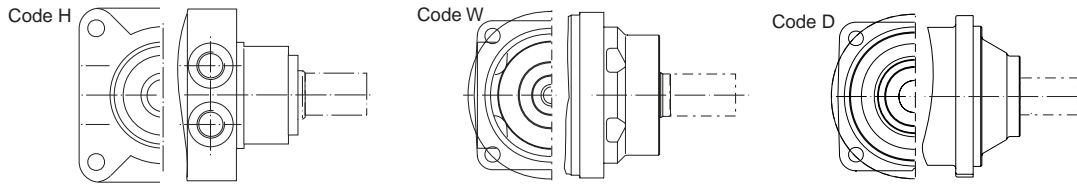
Code: 08 <sup>EU</sup> <sup>US</sup>

1 1/4" Tapered



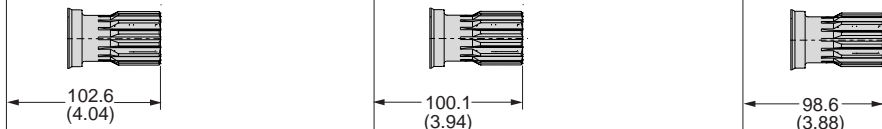
English equivalents for metric specifications are shown in ( ).

TG Global.p65, pfm, fm



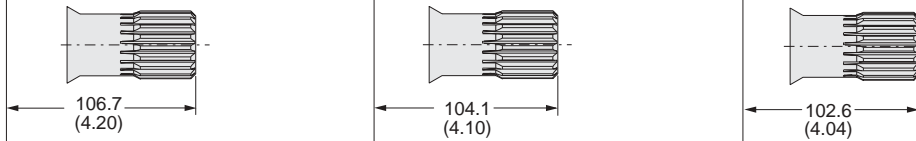
Code: 05 <sup>US</sup>

1" 1/4 14 Tooth Spline



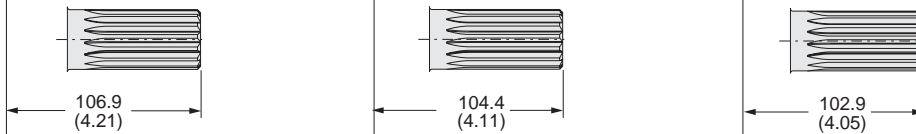
Code: 06 <sup>US</sup>

19 Tooth Spline



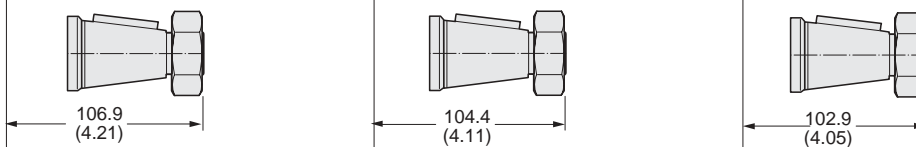
Code: 07 <sup>US</sup>

15 Tooth Spline



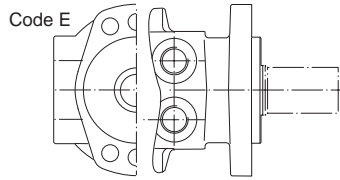
Code: 08 <sup>EU</sup> <sup>US</sup>

1 1/4" Tapered



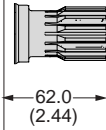
English equivalents for metric specifications are shown in ( ).

TG Global.p65, pfm, fm



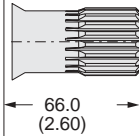
Code: 05 

1" 1/4 14 Tooth Spline



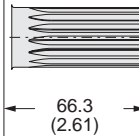
Code: 06 

19 Tooth Spline



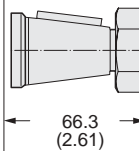
Code: 07 

15 Tooth Spline



Code: 08  

1 1/4" Tapered



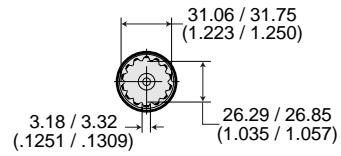
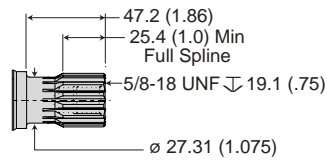
English equivalents for metric specifications are shown in ( ).

TG Global.p65, pfm, fm



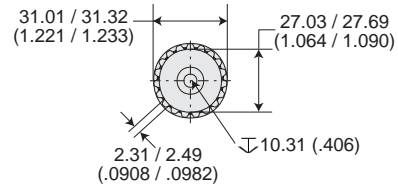
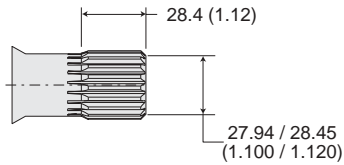
Code: 05 

1" 1/4 14 Tooth  
Spline



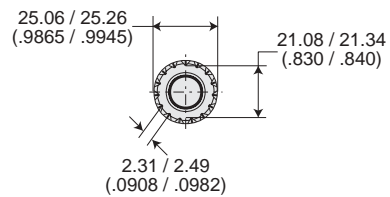
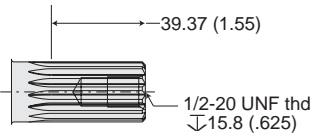
Code: 06 

19 Tooth Spline



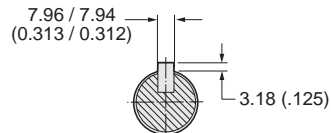
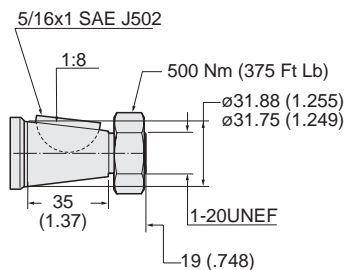
Code: 07 

15 Tooth Spline



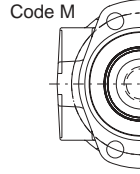
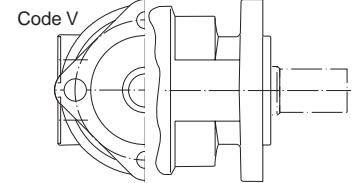
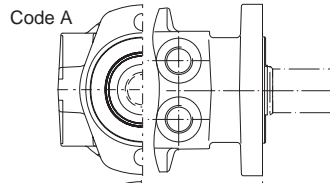
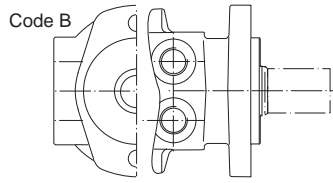
Code: 08  

1 1/4" Tapered



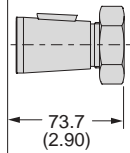
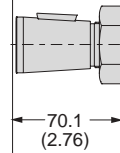
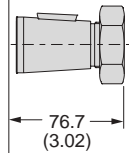
English equivalents for metric specifications are shown in ( ).

TG Global.p65, pfm, fm



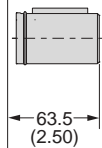
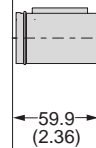
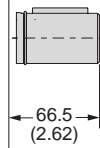
Code: 19 <sup>US</sup>

1 3/8" J501 Taper



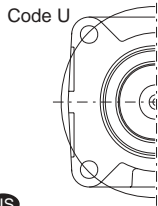
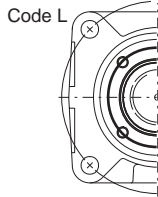
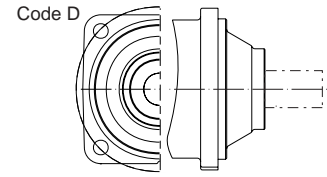
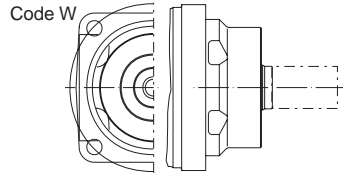
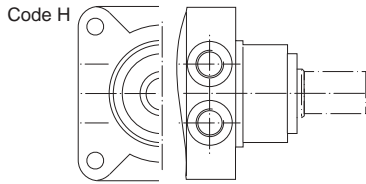
Code: 20 <sup>US</sup>

1 3/8" Keyed



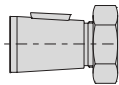
English equivalents for metric specifications are shown in ( ).

TG Global.p65, pfm, fm

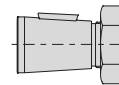


Code: 19 **US**

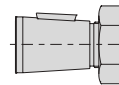
1 3/8" J501 Taper



115.4  
(4.54)



112.8  
(4.44)



111.3  
(4.38)

Code: 20 **US**

1 3/8" Keyed



105.2  
(4.14)



102.6  
(4.04)

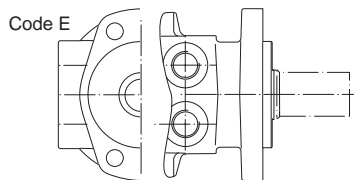


101.1  
(3.98)



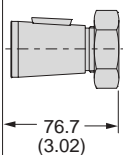
English equivalents for metric specifications are shown in ( ).

TG Global.p65, pfm, fm



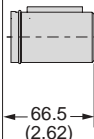
**Code: 19 US**

**1 3/8" J501 Taper**



**Code: 20 US**

**1 3/8" Keyed**

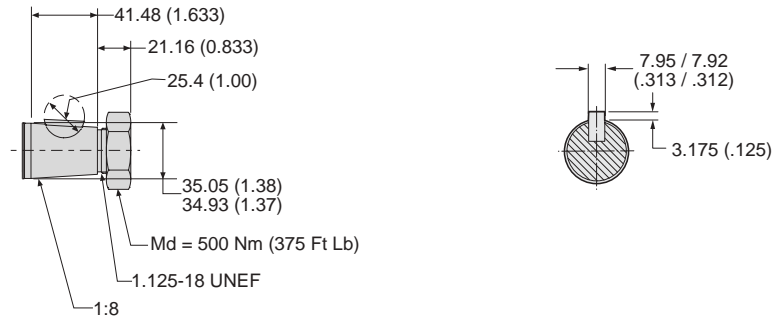


English equivalents for metric specifications are shown in ( ).

TG Global.p65, pfm, fm

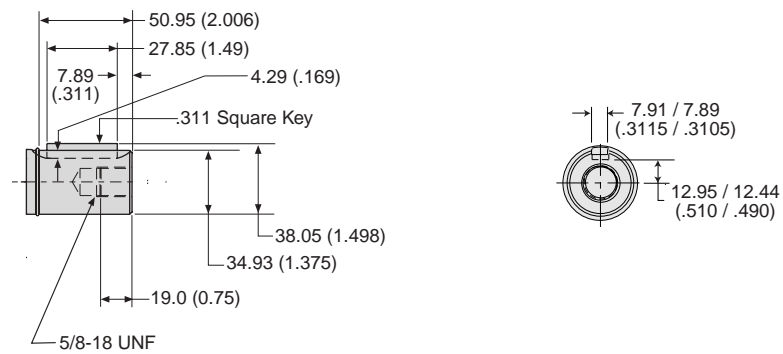
Code: 19 <sup>US</sup>

1 3/8" J501 Taper



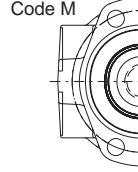
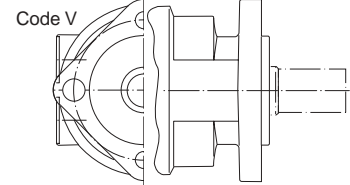
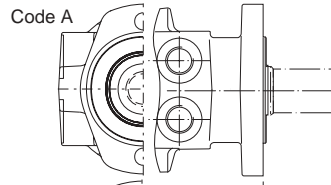
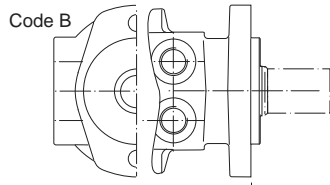
Code: 20 <sup>US</sup>

1 3/8" Keyed

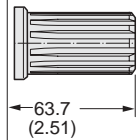
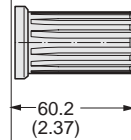
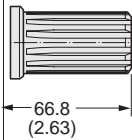


English equivalents for metric specifications are shown in ( ).

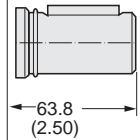
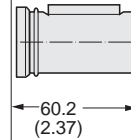
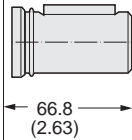
TG Global.p65, pfm, fm



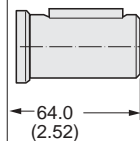
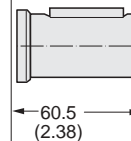
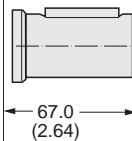
**Code: 44** EU  
**14 Tooth Spline**



**Code: 45** EU  
**1 1/4" Keyed**

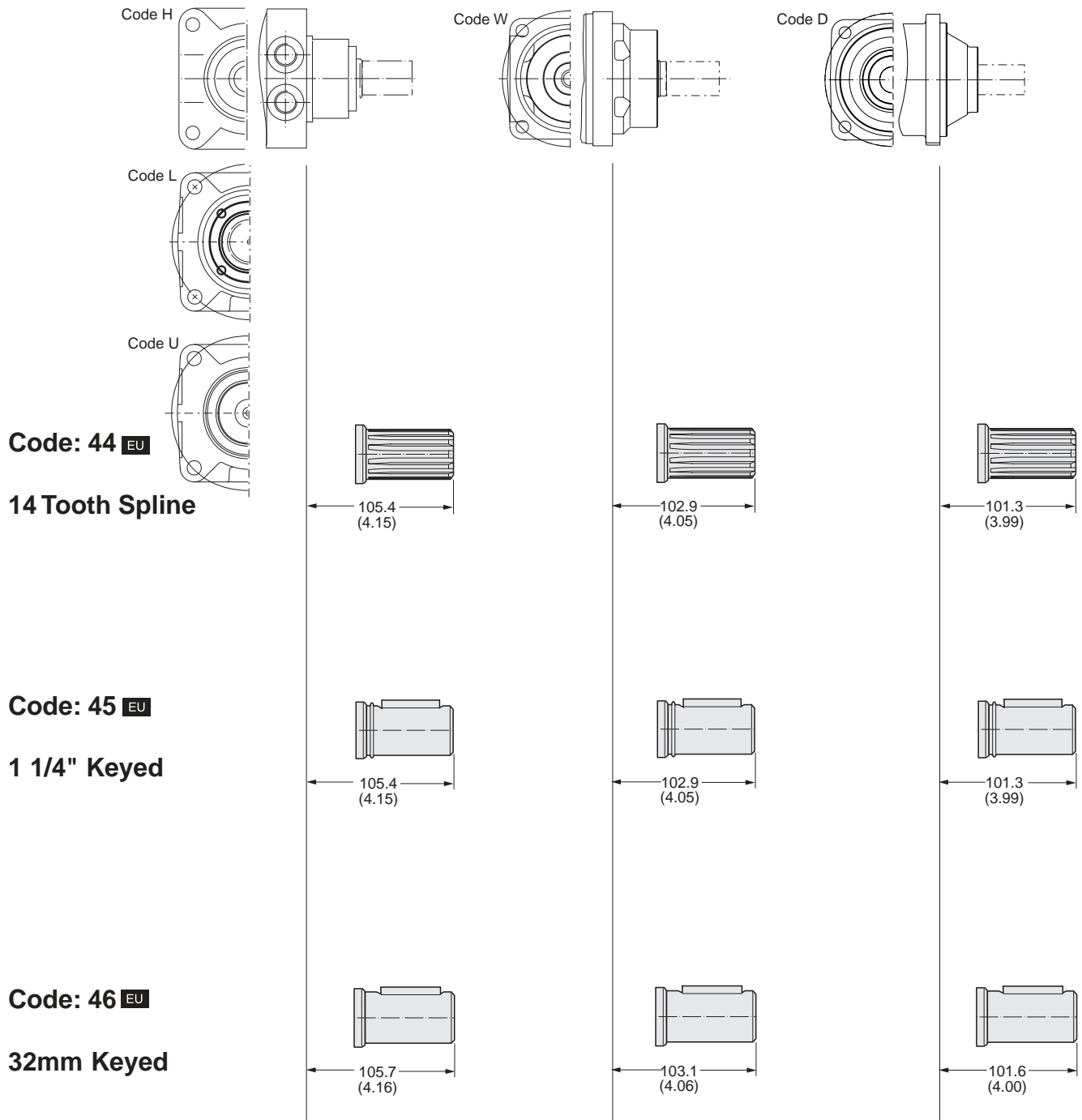


**Code: 46** EU  
**32mm Keyed**



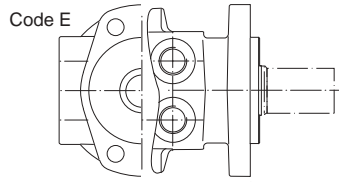
English equivalents for metric specifications are shown in ( ).

TG Global.p65, pfm, fm



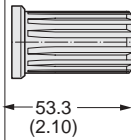
English equivalents for metric specifications are shown in ( ).

TG Global.p65, pfm, fm



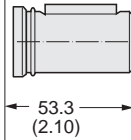
Code: 44 EU

14 Tooth Spline



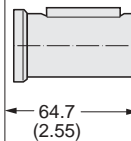
Code: 45 EU

1 1/4" Keyed



Code: 46 EU

32mm Keyed



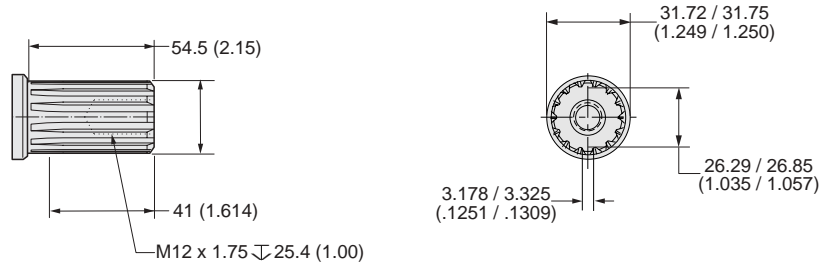
English equivalents for metric specifications are shown in ( ).

TG Global.p65, pfm, fm



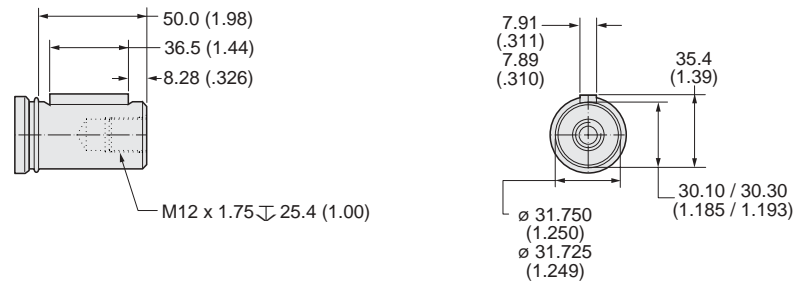
Code: 44 EU

14 Tooth Spline



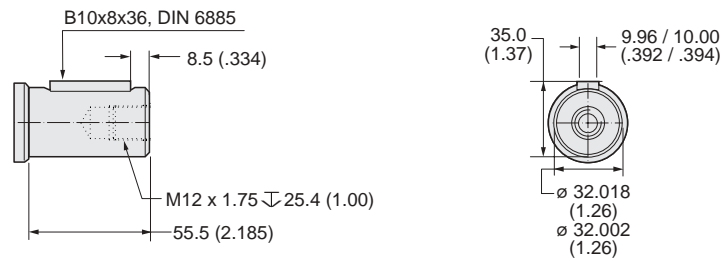
Code: 45 EU

1 1/4" Keyed



Code: 46 EU

32mm Keyed



English equivalents for metric specifications are shown in ( ).

TG Global.p65, pfm, fm

**TG**

Series

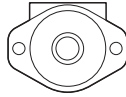
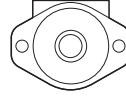
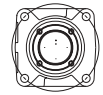

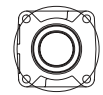

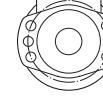


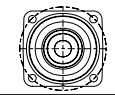
**XXXX**

Displacement  
Schluckvolumen  
Cylindrée  
Desplazamiento

Code	cm <sup>3</sup> /U / cm <sup>3</sup> /rev cm <sup>3</sup> /tr / cm <sup>3</sup> /giro
0140	8.6 / 141
0170	10.3 / 169
0195	12.0 / 195
0240	14.5 / 237
0280	17.1 / 280
0310	
0335	20.6 / 335
0405	24.7 / 405
0475	29.1 / 477
0530	32.3 / 530
0625	38.0 / 625
0785	48.0 / 785
0960	58.5 / 960

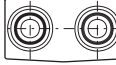

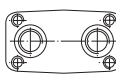
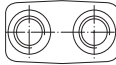
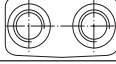


**X**

Mounting  
Gehäuse  
Carter  
Montaje

Code	Mounting	Avail.
A	SAE "A" 2 Bolt 	US
B	SAE "B" 2 Bolt 	US
L	Wheel, Front Brake Nose 	US
M	Magneto 	EU US
U	Wheel, Standard 	US
W*	Wheel, Optional 	US
E	6 Hole, Long Pilot 	EU
H	Wheel, Machine Nose 	EU
V*	SAE "A" 4 Bolt 	EU US
D*	Large Wheel Mount 	US

**X**

Ports  
Anschluß  
Plan de raccordement  
Lumbreras

Code		Avail.
H	ISO 6149 M22 x 1.5 	US
S	7/8-14 SAE 	US
M <sup>1</sup>	5/16-18 UNC Manifold 	US
W	G 1/2 	EU US
V	7/8 - 14 SAE 	EU
N <sup>1</sup>	M8 	EU
K <sup>2</sup>	M6 	EU

- 1 Not available on L,U or W Mounting  
Nicht Verfügbar für L,U und W Gehäuse  
Pas disponible pour le montage L,U ou W  
No disponible para montaje L,U o W
- 2 Only possible with Mounting H  
Nur möglich Gehäuse H  
Disponible uniquement pour le montage H

\* Requires rear porting.  
Nur Endanschluss möglich  
Exige des orifices en arriere  
Necesita lumbrera posterior

US US Standard

EU Euro Standard

TG Global.p65, pfm, fm

**XX**

Shaft  
Welle  
Arbre  
Eje


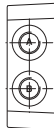

**X**

















Rotation  
Drehrichtung  
Direction de rotation  
Rotacion


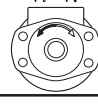
**XXXX**


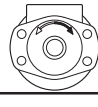
Options  
Opciones

Rear Ports  
Endanschluß  
Alimentazione Laterale  
Orifices arriér

Code		Avail.
A	Axial 	7/8-14 <b>US</b>
Y		G 1/2 <b>EU</b>
B	Radial 	7/8-14 <b>US</b>
X		G 1/2 <b>EU</b>
E	Manifold 	5/16-18 <b>US</b>
L		M8x13 <b>EU</b>

Code	Shaft	Avail.
01*	1" 6B Spline 	<b>US</b>
02*	1" Keyed 	<b>US</b>
03	1" 1/4 Keyed 	<b>US</b>
04	10B Spline 	<b>US</b>
05	1 1/4" 14 Tooth Spline 	<b>US</b>
06	19 Tooth Spline 	<b>US</b>
07	15 Tooth Spline 	<b>US</b>
08	1 1/4" Tapered 	<b>EU US</b>
22*	25mm Keyed 	<b>US</b>
26*	25mm Keyed 	<b>EU</b>
28*	13 Tooth Spline 	<b>US</b>
41*	Long 6B 	<b>EU</b>
44	14 Tooth Spline 	<b>EU</b>
45	1 1/4" Keyed 	<b>EU</b>
46	32mm Keyed 	<b>EU</b>
47*	Woodruff Keyed 	<b>EU</b>

Code	Front Port Rotation	Avail.
0	Standard 	<b>EU US</b>
1	Reverse Timed Manifold 	<b>EU US</b>

Code	Rear Port Rotation	Avail.
0	Standard 	<b>EU US</b>
1	Reverse Timed Manifold 	<b>EU US</b>

Code		Avail.
AAAB	No Paint No lackiert	<b>EU US</b>
AAAA	Black Paint Schwarz lackiert	<b>EU US</b>

See Page C219 for Additional Options

\* Abtriebswelle Ø 25mm Max. Moment cont./int. }  
Coupling shaft Ø 1 inch Max. torque cont./int. } 450/550 Nm  
Arbre 6BSAE Couple maxi cont./int. }  
Eje de acople Coppia max cont./int. }

C